

# **OBEDIENCE TRIAL & RALLY OBEDIENCE TRIAL RULES & REGULATIONS**

**Effective January 1, 2025**



**CANADIAN KENNEL CLUB®**

**CLUB CANIN CANADIEN™**

---

## **PURPOSE**

---

The purpose of obedience trials is to demonstrate the usefulness of the dog as a companion of man, not merely the dog's ability to follow specified routines in the obedience ring. The basic objective of obedience trials is to produce dogs that have been trained to behave in the home, in public places and in the presence of other dogs, in a manner that reflects credit on the sport of obedience.

Obedience is a sport and all participants should be guided by the principles of good sportsmanship both inside and outside the ring. All contestants in a class are required to perform the same exercises in substantially the same way so that the relative quality of the various performances may be compared and scored.

---

---

# **TABLE OF CONTENTS**

---

<b>1</b>	<b>INTERPRETATIONS</b>	
1.1	Definitions .....	1
1.2	Obedience Trials Defined & Classified.....	3
<b>2</b>	<b>GENERAL RULES &amp; REGULATIONS</b>	
2.1	Eligibility of Clubs to Hold Obedience Trials.....	4
2.2	Adverse Weather Conditions.....	4
2.3	Making Application .....	4
2.4	CKC Publications.....	5
2.5	Advertising .....	5
2.6	Officials & Committees.....	5
2.7	Ring Stewards .....	6
2.8	Veterinarian.....	6
<b>3</b>	<b>JUDGES</b>	
3.1	Application for Approval of Judges .....	7
3.2	Judge's Eligibility .....	7
3.3	Contract Between a Club and a Judge.....	8
3.4	Substitute & Replacement Judges.....	8
3.5	Judges Entering or Handling Dogs .....	9
3.6	Indignities to a Judge .....	9
3.7	Judge's Conduct .....	10
<b>4</b>	<b>PREMIUM LIST, CATALOGUE &amp; JUDGING SCHEDULE</b>	
4.1	Premium List .....	10
4.2	Catalogue.....	11
4.3	Judging Schedule.....	11
4.4	Limited Entries .....	12
<b>5</b>	<b>RIBBONS &amp; PRIZES</b>	
5.1	Ribbons & Rosettes .....	13
5.2	Prizes & Trophies.....	14
<b>6</b>	<b>ENTRIES &amp; END OF TRIAL</b>	
6.1	Entry Requirements.....	14
6.2	Entry Forms.....	16
6.3	Entry Fees.....	16
6.4	Dogs Must Compete .....	17
6.5	Bitches in Season.....	17
6.6	Health.....	17
6.7	Trial Venue & Precincts.....	18
6.8	Class Eligibility.....	18

6.9	Change of Entry .....	19
6.10	End of the Trial .....	19
<b>7</b>	<b>UNSPORTSMANLIKE CONDUCT .....</b>	<b>20</b>
<b>8</b>	<b>REGULATIONS FOR PERFORMANCE &amp; JUDGING</b>	
8.1	Judging Standard.....	20
8.2	Excusal, Disqualification & Reinstatement of a Dog.....	21
8.3	Handlers with Disabilities .....	22
8.4	Qualifying Performance .....	23
8.5	Judge's Orders & Signals.....	24
8.6	Catalogue Order.....	24
8.7	Judge's Book.....	24
8.8	Re-Judging .....	25
8.9	Ties.....	25
8.10	Scoresheets.....	25
8.11	Announcement of Scores .....	25
8.12	Explanations & Errors.....	26
8.13	Ring Procedure.....	26
8.14	Commands & Signals .....	28
8.15	Praise, Food & Petting .....	29
8.16	Leash, Collar & Jacket .....	29
8.17	Heel Position .....	29
8.18	Group Exercises .....	30
8.19	Rings & Equipment .....	30
8.20	Jump Specifications .....	31
8.21	The High Jump .....	31
8.22	The Broad Jump.....	31
8.23	The Bar Jump .....	32
<b>9</b>	<b>PRE-NOVICE CLASS</b>	
9.1	Pre-Novice .....	32
9.2	Exercises & Scores.....	33
9.3	Pre-Novice Title (PCD) .....	33
9.4	Extra Commands or Signals.....	33
9.5	Heel on Leash .....	34
9.6	Figure 8 .....	34
9.7	Sit for Examination.....	35
9.8	Recall.....	35
9.9	Group Sit or Down Exercise .....	36
<b>10</b>	<b>NOVICE CLASS</b>	
10.1	Novice A .....	37
10.2	Novice B .....	37
10.3	Novice C.....	38
10.4	Exercises & Scores.....	38

---

10.5	Companion Dog Title (CD).....	38
10.6	Heel On Leash & Figure 8.....	39
10.7	Stand for Examination.....	40
10.8	Heel Free.....	41
10.9	Recall.....	41
10.10	Sit Stay - Get Your Leash.....	41
10.11	Group Sit and Down Exercises.....	42
<b>11</b>	<b>NOVICE INTERMEDIATE CLASS</b>	
11.1	Novice Intermediate.....	43
11.2	Exercises & Scores.....	44
11.3	Companion Dog Intermediate Title (CDI).....	44
11.4	Heel Free & Figure 8.....	45
11.5	Stand for Examination.....	45
11.6	Drop from Heel.....	45
11.7	Recall Holding the Dumbbell.....	46
11.8	Recall over High Jump Holding the Dumbbell.....	46
11.9	Recall over Broad Jump.....	47
<b>12</b>	<b>OPEN CLASS</b>	
12.1	Open Class.....	48
12.2	Open A.....	48
12.3	Open B.....	48
12.4	Exercises and Scores.....	49
12.5	Companion Dog Excellent Title (CDX).....	50
12.6	Heel Free & Figure 8.....	50
12.7	Drop on Recall.....	51
12.8	Retrieve on Flat.....	51
12.9	Retrieve over High Jump.....	52
12.10	Broad Jump.....	52
12.11	Change of Positions.....	53
12.12	Sit, Down or Stand Stay - Walk Around - Get Your Leash....	55
<b>13</b>	<b>UTILITY CLASS</b>	
13.1	Utility A.....	56
13.2	Utility B.....	56
13.3	Exercises & Scores for Utility A.....	56
13.4	Exercises & Scores for Utility B.....	57
13.5	Obedience Trial Champion Title (OTCH).....	58
13.6	Seek Back.....	58
13.7	Scent Discrimination.....	59
13.8	Signal Exercise.....	61
13.9	Moving Stand & Examination.....	61
13.10	Directed Jumping.....	62

---

---

<b>14</b>	<b>OBEDIENCE TRIAL CHAMPIONSHIPS</b>	
14.1	Obedience Trial Champion (OTCH).....	63
14.2	Obedience Trial Champion Excellent (OTCHX) .....	63
14.3	Master Obedience Trial Champion (MOTCH).....	63
14.4	Grand Master Obedience Trial Champion (GMOTCH) .....	64
<b>15</b>	<b>EXHIBITION ONLY CLASS</b>	
15.1	Exhibition Only .....	65
<b>16</b>	<b>UNOFFICIAL CLASSES</b>	
16.1	Unofficial Classes .....	65
16.2	Wild Card Classes .....	65
16.3	Brace Class.....	66
16.4	Team Class .....	66
16.5	Veterans Class .....	70
16.6	Parade of Title Holders & Parade of Veterans .....	70
<b>17</b>	<b>OBEDIENCE SANCTION MATCH</b> .....	71
<b>18</b>	<b>PROTESTS</b> .....	72
<b>19</b>	<b>COMPLAINTS</b> .....	73
<b>20</b>	<b>DISCIPLINE</b> .....	74
<b>21</b>	<b>PROCEDURE FOR CONDUCTING A TRIAL COMMITTEE HEARING</b> .....	75
<b>22</b>	<b>PARTICIPATION</b> .....	76
<b>23</b>	<b>LIABILITY</b> .....	77
<b>24</b>	<b>AMENDMENTS</b> .....	78
<b>APPENDICES</b>		
<b>A</b>	<b>OBEDIENCE TRIAL SAMPLE JUDGE'S BOOKS FOR PRE-NOVICE, NOVICE, NOVICE INTERMEDIATE, OPEN &amp; UTILITY</b> .....	79
<b>B</b>	<b>PREMIUM LIST</b> .....	86
<b>C</b>	<b>TRIAL CATALOGUE</b> .....	88
<b>D</b>	<b>END OF TRIAL</b> .....	89
<b>E</b>	<b>CONSTRUCTION SPECIFICATIONS (DETAILS OF JUMPS)</b> .....	90
<b>F</b>	<b>BREEDS APPROVED FOR 3/4 JUMP HEIGHTS</b> .....	93
<b>G</b>	<b>JUMP HEIGHTS</b> .....	94

---

---

# **1 INTERPRETATIONS**

---

## **1.1 Definitions**

For the purpose of these rules and regulations, the following interpretations shall apply:

**“Board”** means the Board of Directors of The Canadian Kennel Club

**“breed”** includes a breed that is accepted by a CKC recognized foreign stud book or by an association incorporated under the Animal Pedigree Act other than the CKC

**“Canine Companion Number” (CCN)** means that mixed and unrecognized breed dogs are allowed to participate in the CKC performance events of agility, obedience and rally obedience trials

**“CD”** means Companion Dog

**“CDI”** means Companion Dog Intermediate

**“CDX”** means Companion Dog Excellent

**“CKC”** means The Canadian Kennel Club

**“Club”** means The Canadian Kennel Club

**“club”** means a club or association officially recognized by The Canadian Kennel Club

**“complainant”** means any person who has laid a charge or complaint against another person, partnership, company or organization relative to the contravention of these rules, regulations, procedures and policies of The Canadian Kennel Club

**“debar”** means to prohibit a person from participating in any competition or other activities directed, sanctioned, sponsored or authorized by The Canadian Kennel Club if held under its auspices or under any of its rules and regulations

**“defendant”** means any person, partnership, company or organization against whom a charge or complaint has been laid, relative to the contravention of these rules, regulations, procedures and policies of The Canadian Kennel Club

**“deprive of privileges”** means to deprive a non-member of all privileges accorded to non-members of The Canadian Kennel Club, including the use of the Head Office

**“dog”** means a dog of either sex

**“exhibitor”** means the owner or handler who enters a dog at a trial

---

**“expel”** means to terminate membership in The Canadian Kennel Club and depriving the person so expelled from all privileges of The Canadian Kennel Club

**“GMOTCH”** means Grand Master Obedience Trial Champion

**“good standing”** means an individual who is not under suspension, deprivation, debarment or who has not forfeited his right to participate in any Canadian Kennel Club-approved event

**“handler”** means the person who handles a dog in the obedience or rally trial ring

**“Head Office”** means the office at which the business of The Canadian Kennel Club is carried out on a regular ongoing basis

**“HIT”** means High in Trial

*(02-05-20)* **“HLR (Handler leaves the ring)”** means if the handler leaves ring at anytime while being judged, other than being excused or disqualified, the judge shall note in the judges book HLR (handler leaves ring) which constitutes a non-qualifying score

**“immediate family”** means spouse, father, mother, son, daughter, brother, sister, grandparents and significant other

**“just cause”** means how a reasonable person without personal bias or prejudice would act

**“lame”** means any condition that affects a dog’s locomotion. A dog with a withered or amputated limb is considered to be moving with unnatural locomotion

**“listed breed”** means a breed that is included in the Miscellaneous List and that is authorized to participate in CKC events in accordance with the rules and regulations governing those events

**“minor deduction”** is less than two (2) points

**“mixed-breed dog”** means a dog of unknown ancestry that belongs to no recognized breed and is not the result of selective breeding

**“MOTCH”** means Master Obedience Trial Champion

**“owner”** means the owner or owners as stated on the registration certificate of the dog

**“OTCH”** means Obedience Trial Champion

**“OTCHX”** means Obedience Trial Champion Excellent

**“pair”** is a qualifying score in one of the Open B classes and the Utility B class at the same trial

**“PCD”** means Pre-Companion Dog



---

**“precincts”** means a defined area of the venue where the activities of the official event will take place

**“recognized breed”** means a breed that The Canadian Kennel Club is authorized to register in accordance with the Animal Pedigree Act or a dog of a breed included in the CKC Miscellaneous Breed list

**“substantial deduction”** is two (2) points or more

**“suspend”** means to deprive a member, for the period ordered, of all the privileges of The Canadian Kennel Club

(18-09-22) **“Temporary Competition Number” (TCN)** means a number issued by the CKC that allows a dog of a recognized breed that is eligible for CKC registration to participate in CKC events.

**“unrecognized breed”** means a dog of known ancestry not on the CKC list of recognized or miscellaneous breeds, and that is registered with a registry recognized by the CKC

**“venue”** means the premises used by the club(s) over one or more days for all functions associated with the event(s)

**“withers”** means the highest point of the dog’s shoulder

This rule book shall be read with all applicable changes in gender so that the masculine shall include the feminine and vice versa and the singular shall include the plural if applicable.

## **1.2 Obedience Trials Defined & Classified**

- 1.2.1 An approved obedience trial is a formal event given by a CKC-accredited club at which qualifying scores may be awarded towards a title.
- 1.2.2 A sanctioned obedience match is an informal event given by a CKC-accredited club at which dogs compete but do not earn qualifying scores towards titles.
- 1.2.3 When an obedience and/or a rally obedience trial is held in conjunction with a conformation Show, the Conformation Show Rules & Regulations, where applicable, shall govern the conduct of these trials and shall apply to all dogs and persons participating in them, except as these rules and regulations may otherwise provide.

---

## **2 GENERAL RULES & REGULATIONS**

---

### **2.1 Eligibility of Clubs to Hold Obedience Trials**

- 2.1.1 Only CKC-accredited clubs or associations in good standing with the CKC are eligible to apply for and hold an obedience trial.
- 2.1.2 A club that has not held an approved obedience trial under CKC regulations within the past three (3) years will be required to hold three (3) sanctioned obedience matches in not less than a 12-month period and not more than a 24-month period before permission will be granted to hold an approved obedience trial. Sanctioned obedience match dates must be a minimum of 90 days apart. At each of these three (3) sanctioned obedience matches, members of the club conducting the match must hold all official positions, and all of the duties of such officials, including all preparation and organization for the match, must be performed by these officials.
- 2.1.3 A specialty club holding a specialty championship show under CKC rules may apply for and be granted permission to hold an approved specialty obedience trial under these regulations in conjunction with its specialty championship show. The trial may be confined to the breed or breeds eligible for entry in its specialty show, or the club may apply for a group or an all-breed obedience trial if it meets the prescribed requirements.
- 2.1.4 At its option, a club offering all-breed obedience trials may allow mixed breeds and unrecognized breeds to be entered in the trial. This option is not available for single-breed or group trials. If this option is exercised, it must be stated on the cover of the premium list.
- 2.1.5 Clubs offering obedience trials must offer all official obedience classes: Pre-Novice, Novice, Novice Intermediate, Open and Utility.

### **2.2 Adverse Weather Conditions** *(47-06-17)*

- 2.2.1 During adverse and/or severe weather conditions, it is at the discretion of the event-giving club to cancel, curtail and/or postpone the judging of the event if the weather is severe enough to cause injury to the exhibitor and their dog. No penalty shall be imposed by The Canadian Kennel Club if such condition has caused the cancellation or postponement of the event.

### **2.3 Making Application**

- 2.3.1 A club or association applying to hold an obedience trial must make application on a form provided by the CKC. The Event Date Application must be submitted and received not less than 180 days before the

---

date of the proposed trial. The CKC will notify the club whether or not approval has been granted. If the date is granted and the club fails to hold its trial on the date approved, an administrative fee as set by the Board will be assessed against the club, unless the CKC waives this fee on the grounds that the club had no alternative but to postpone or cancel.

- 2.3.2 The CKC shall have the authority to grant or withhold approval of an application for trial dates. In the event approval is withheld, the trial-giving club shall have no claim against the CKC.
- 2.3.3 A club may hold a sanctioned obedience match by obtaining the authorization of the CKC. Sanctioned obedience matches shall be governed by the regulations contained in these rules and regulations. Scores attained at a sanctioned obedience match shall not be considered as “qualifying” or as a “leg” towards a title.

## **2.4 CKC Publications**

- 2.4.1 All clubs holding trials are required to have the latest edition of the Obedience Trial & Rally Obedience Trial Rules & Regulations available at the trial.

## **2.5 Advertising**

- 2.5.1 A club that has not been granted priority dates must not advertise or publish the date of any event that has not been approved by the CKC.
- 2.5.2 A club that has been granted priority dates for its event may advertise those dates prior to submitting the Event Date Application. This does not exempt the club from submitting the required applications to the CKC within the prescribed time frame.
- 2.5.3 A club must not advertise the names of the judges until the club has received official notification from the CKC that the judges have been approved.

## **2.6 Officials & Committees**

- 2.6.1 Only those persons in good standing with the CKC may act in any official capacity at trials.
- 2.6.2 Any club holding a trial under these rules must name a Trial Secretary who must be a regular member in good standing with the CKC.
- 2.6.3 A trial-giving club must appoint an Obedience and/or Rally Trial Committee and this committee shall exercise all the authority vested in a Conformation Show Committee. This committee shall consist of a Trial Secretary, a Trial Chairperson, a Chief Ring Steward and any other position the club deems necessary. When a trial is held in conjunction

---

with a conformation show, the club needs only to appoint a Trial Chair who will be a member of the Conformation Show Committee and advise that committee on matters related to the trial.

- 2.6.4 The decision of the Obedience and/or Rally Trial Committee (or the Conformation Show Committee if the trial is held in conjunction with a show) shall be conclusive on all matters arising at the trial and shall bind parties subject to the By-laws of the CKC. In cases when an obedience and/or rally trial is held in conjunction with a conformation show, only the Obedience Trial & Rally Trial Rules & Regulations will apply in cases of obedience or rally trial matters.
- 2.6.5 The Trial Secretary, Trial Chair and any member of the trial committee may enter and handle dogs at any trial in which they are acting as an official.  
*(24-03-23)*

## **2.7 Ring Stewards**

- 2.7.1 It shall be the sole duty of the ring stewards to assist the judge, only as instructed by the judge. Ring stewards must ensure that no persons except the Obedience Trial Chair, Trial Secretary, judge, other ring stewards and those actually engaged in exhibiting a dog before the judge, are permitted within the ring during judging.  
*(26-03-23)*
- 2.7.2 Stewards shall not give information or instructions to owners and/or handlers, except as specifically instructed by the judge, and in such a manner that it is clear that the instructions are those of the judge.
- 2.7.3 There must be a minimum of two (2) stewards for each judging ring, at least one (1) of which should be experienced. Three (3) stewards are recommended.
- 2.7.4 A catalogue that includes jump heights for each entry as noted on the entry form must be provided to the table steward prior to the start of the trial, or a list may be compiled and provided.
- 2.7.5 There must be one (1) ring steward, in the ring at all times during the group exercises. The ring steward should remain standing in the ring, watching the dogs in the group, until all dog/handler teams have exited the ring.  
*(118-09-24)*
- 2.7.6 Ring Stewards and members of their immediate family may enter and handle dogs at a trial they are stewarding. However, they are not to act as an official steward when an immediate family member is handling any dog in the ring and a replacement steward will be required.  
*(25-03-23)*

## **2.8 Veterinarian**

- 2.8.1 Every obedience trial shall have one or more qualified veterinarians in attendance before and during the entire progress of the trial, or within easy call.

---

## **3 JUDGES**

---

### **3.1 Application for Approval of Judges**

- 3.1.1 After a club has been granted permission by the CKC to hold a trial, the club must submit a Judging Panel Application. The application must be submitted so as to be received not less than 120 days prior to the date of the trial. The application must set forth the names and addresses of the persons selected to judge as well as the classes assigned to each judge.
- 3.1.2 When the Judging Panel Application reaches the CKC less than 120 days prior to the trial, an administrative fee as set by the Board will be assessed against the club.
- 3.1.3 The club shall not select any judge who is ineligible to officiate at a trial held under these rules and regulations.
- 3.1.4 Once approval is granted, the CKC will inform the trial-giving club that the judges have been approved. The Trial Secretary shall send to each approved judge a confirmation of assignment supplied by the CKC, as well as any other pertinent information that the club may include.
- 3.1.5 If the CKC is not prepared to approve a selected judge, or it is not prepared to approve the entire assignment for which a judge has been selected, the club must submit to Head Office of The Canadian Kennel Club the name or names of an alternative judge(s) for those classes or trials.
- 3.1.6 Once a panel of judges has been approved by the CKC, no change will be made except when necessary (i.e., due to death or illness) and only with CKC permission.

### **3.2 Judge's Eligibility**

- 3.2.1 The Board has the authority to do any or all of the following from time to time as it deems advisable:
  - (a) Prescribe and enforce regulations, policies and procedures, with a view to determining the qualifications of those wishing to establish eligibility to judge at approved obedience trials (Policy & Procedures Manual available online on CKC website).
  - (b) Fix policies and requirements applicable to non-resident judges.
  - (c) Prescribe requirements for the testing of judges who are the subject of complaints.
  - (d) Prescribe and communicate to judges a Code of Ethics of which any violations may subject the judge to the loss of any or all judging privileges.
  - (e) Take such other action as the Board may deem necessary from time to time with a view to ensuring an adequate supply of competent judges.

- 
- (f) Take generally such action, from time to time, to determine whether the judging privileges of a person should be continued, restricted or removed.

### **3.3 Contract Between a Club and a Judge**

- 3.3.1 A verbal or written approach to a judge regarding a specific event must be confirmed in writing by the trial-giving club within 45 days of the inquiry or the assignment will be considered null and void and the judge is thereafter free to accept other assignments. In such circumstances, a judge who accepts another assignment must inform the trial-giving club.
- 3.3.2 After receipt of confirmation that the judge's services are required, a judge must confirm in writing within 45 days acceptance of the assignment. If the club does not receive confirmation within 45 days, the agreement will be considered null and void and the club is free to seek the services of another judge. A letter to this effect must be sent to the judge.
- 3.3.3 The Canadian Kennel Club will consider a signed document by the club, for the engagement of a judge to officiate at future events, as a legal and authorized engagement. Any attempts to break such a contract by the club without reasonable and just cause could lead to immediate cancellation of future events until such dispute is settled. The Canadian Kennel Club will not enter into any disputes over fees and/or payments.
- 3.3.4 A judge will not be approved to judge the same regular class at all-breed events more than twice within 30 days and 100 km (62 mi) of each other with the following exceptions:  
(30-12-23)
- (a) Specialty trials are exempt;
  - (b) Substitute and replacement judges are exempt.
  - (c) One (1) club holding a set of all breed trials on two (2) or three (3) consecutive days at the same venue are exempt.
  - (d) Two (2) or more clubs holding all breed trials on two (2) to four (4) consecutive days at the same venue are exempt.

### **3.4 Substitute & Replacement Judges**

- 3.4.1 Substitute Judge
- (a) If an advertised judge is prevented from fulfilling an assignment in whole or in part on the day of the trial, a qualified substitute judge shall be selected by the Conformation Show and/or Trial Committee. If no licensed judge is available, any person in good standing with the CKC who has trained or exhibited a dog that has earned a CDX title may be used as a substitute judge in an emergency.
  - (b) Any awards and scores made by the advertised judge shall stand and the substitute shall judge only those classes remaining. No dog entered under the advertised judge shall be withheld from competition if it has already been passed by the advertised judge. Any dogs that have yet to appear in the ring may be withdrawn from

---

competition if requested in writing by the handler; however, the entry fee will not be refunded.

- (c) The substitute judge shall judge the classes as originally approved by the CKC. The Trial Secretary will notify the CKC in writing of the particulars of the substitute judge(s) officiating as soon as reasonably possible and in any event no later than when reporting the results of the trial.

#### 3.4.2 Replacement Judge

- (a) Where a trial-giving club is notified before or after the issuance of a judging schedule, but prior to the day of the trial, that an advertised judge will not, for whatever reason, be able to fulfill a judging assignment, attempts will be made to secure CKC approval for a replacement judge. If CKC approval cannot be obtained, the club will then seek the approval of the local CKC Director or Obedience Representative. The club will subsequently notify the CKC of the circumstances of the approval and of the changes made.
- (b) All those who have entered dogs under the advertised judge shall be allowed to withdraw at any time prior to judging of that trial. All requests for withdrawal shall be in writing and all entry fees and listing fees will be returned to the owner or the authorized agent of the dog. When possible, the trial-giving club will attempt to notify exhibitors of the judging change at the time the judging schedule is sent out.

3.4.3 In all cases, changes in judges will be posted in a prominent location at ringside.

3.4.4 A qualifying score earned under a substitute or replacement judge will be considered as having been earned under the advertised judge.

### 3.5 Judges Entering or Handling Dogs

3.5.1 At trials, obedience and rally judges are allowed to exhibit dogs they own, co-own and dogs owned by other people.

3.5.2 A judge officiating at a trial may enter or handle any dog at that same venue on the days that they are not judging.

3.5.3 Immediate family members of trial judges are allowed to exhibit at shows and trials at which the family member is officiating, but may not exhibit under the family member. In the case of a family member judging a tied score, an exhibiting family member must withdraw because of conflict and a notation will be made to this effect in the judge's book.

### 3.6 Indignities to a Judge

3.6.1 A judge officiating at a trial held under these rules shall not be subjected to indignities of any kind during the progress of the trial. It shall be the duty and obligation of the club holding the trial to see that this rule is effectively carried out.

---

### **3.7 Judge's Conduct**

- 3.7.1 A judge must conduct himself in a manner that is fair and not prejudicial to the sport.
- 

## **4 PREMIUM LIST, CATALOGUE & JUDGING SCHEDULE**

---

### **4.1 Premium List**

- 4.1.1 After permission to hold a trial has been granted and the judging panel has been approved, a club must prepare a premium list.
- 4.1.2 The premium list must contain the information as prescribed by the CKC from time to time. (See Appendix B – Premium List.)
- 4.1.3 The trial-giving club shall forward one copy of the premium list to each of the following: the CKC Head Office (Shows & Trials Division); the judges for the trial; the local CKC Director; and the local Obedience Representative. These are to be received not less than 60 days prior to the date of the trial.
- 4.1.4 When a specialty trial is held in conjunction with an all-breed event, it is the responsibility of the specialty club to separate its premium list data from the all-breed premium list and distribute copies as required, making sure that the event is clearly identified.
- 4.1.5 Clubs are free to include other rules and regulations as they deem necessary. However, if other rules are included, they become part of the premium list and will be enforced.
- 4.1.6 A club may choose to announce two (2) judges for a given class in its premium list. In such case, the entries must be divided by lot, but no announcement of such drawing need be made to exhibitors/handlers in advance of the trial and no exhibitors shall be entitled to a refund of entry fee. A club may specify in its premium list that an exhibitor may designate on the entry form that his dog has previously received two (2) qualifying scores or is not eligible to enter under one of the judges, in which case the trial-giving club must designate that the entry will be shown under the other judge. False information, however, shall be considered a misdemeanor and the exhibitor is liable to disciplinary action by the CKC.
- 4.1.7 At its option, a club may choose to offer day-of-trial entries. This option, if exercised, must be stated in the premium list. Entries must be made, in person, at least one hour before the start of the trial.  
*(27-03-23)*
- 4.1.8 At its option, a club may choose to allow mixed breeds and unrecognized breeds to compete. This option, if exercised, must be stated on the cover of the premium list.
-



---

## **4.2 Catalogue**

- 4.2.1 Each club holding a trial must provide a standard catalogue, which shall contain such information as may be prescribed by the Board from time to time. (See Appendix C – Catalogue.)
- 4.2.2 No judge will be permitted to read the catalogue until after they have completed their judging assignment(s).
- 4.2.3 Every entry must be printed in the catalogue. If errors and omissions on the part of the club or printer occur, the trial-giving club shall provide proof that the entry was taken before the closing date.
- 4.2.4 The name of the agent/handler must be included in the catalogue when this information is entered on the entry form.
- 4.2.5 A trial catalogue shall not be placed on sale or made available to exhibitors, officials, members of the show-giving club or general public until 1-1/2 hours prior to the opening of the first approved event. In the case of a club holding two (2) or more consecutive trials, the opening of the trial shall mean the day of the first trial.
- 4.2.6 In the event of an error in either the catalogue or judge's book, which differs from the information on the entry form, the Trial Secretary or chairperson will, upon request from the owner/handler of said dog, correct the judge's book and marked catalogue to be sent to the CKC. The dog will compete in the class as stated on the entry form.
- 4.2.7 A trial-giving club shall provide a complimentary copy of the catalogue to each of the following: officiating judge(s), the local CKC Director and, if the person is present at the trial, the local CKC Obedience Representative.

## **4.3 Judging Schedule**

- 4.3.1 A club holding a trial (either independently or in conjunction with a conformation show) must prepare a judging schedule after entries close. It will list the various classes and the number of dogs entered in each class. It will also indicate the start time of the first class.
- 4.3.2 Entries in each class may be arranged according to the size of the dog.
- 4.3.3 Confirmation of entry, containing name and number of dog, class entered and name of exhibitor, and a judging schedule must be sent to all exhibitors once entries have closed. A copy of the judging schedule must be sent to the CKC Head Office, each officiating judge and the local CKC Director and CKC Obedience Representative.
- 4.3.4 Any club that causes a judge to officiate for more than seven hours (420 minutes), plus a meal period of not less than 30 minutes per day, shall be subject to an administrative fee as set by the Board, as well as an additional charge for each minute over the above time limit.

- 
- 4.3.5 No judge will be assigned to judge for more than seven (7) hours in one day or for more than six (6) hours in one day if judging more than 12 classes. This limit includes rally and/or any breed judging assignments. (Each regular A or B class will be counted as one class).  
(28-03-23)
- 4.3.6 The formula for the preparation of the obedience judging schedule shall be based on the judging of nine (9) Pre-Novice entries, eight (8) Novice entries, eight (8) Novice Intermediate entries, seven (7) Open entries and six (6) Utility entries per hour, which will be considered a reasonable average. Judges should endeavour to maintain these times.
- 4.3.7 The formula to calculate the time required to judge an obedience class is: 60 min / # of dogs per hour for that class (see 4.3.6) x the # of entries in that class. (For example a Novice class with nine (9) entries shall be allotted 68 minutes). Trial secretaries shall prepare the judging schedule based on these numbers alone and must not take into consideration the possibility of absentees or any other influences.
- 4.3.8 An overload occurs when the time scheduled for the judging of all classes judged by a particular judge exceeds the limits defined in Section 4.3.5 of either six (6) hours (360 minutes) or seven (7) hours (420 minutes). If the club chooses not to limit its entries and upon closing of entries there is an overload, the club may then:
- (a) Pay the applicable administrative charge for the overload plus the additional charge per minute (provided the judge has consented to judge said overload).
  - (b) Appoint a different judge to judge the smallest entire class (by time) that will bring the entries within the limits. This must have CKC approval.
  - (c) If a single class is involved, the entry will be divided equally by the drawing of lots between the advertised judge and the additional judge. Immediately upon receiving CKC approval, the club must send the exhibitor of each entry so affected, a notification of the change of judge. The exhibitor shall be permitted to withdraw such entries at any time prior to the day of the trial and the entry fees and listing fees paid for entering such dogs shall be refunded. The club, in such notice to exhibitors, must also announce which of the two judges of a given class will judge the run-off of any tie scores that may finally develop between the two groups of dogs.
- 4.3.9 All trials held under these rules must be completed no later than 11:00 p.m.
- 4.3.10 When there are two (2) or more trials held in one (1) ring on the same day the trials must be run consecutively in event number order with the first trial finishing before the next trial is started.  
(28-03-23)

#### **4.4 Limited Entries**

- 4.4.1 If indications point to a probable entry in any or all classes in excess of the club's capabilities, it may limit entries in any or all classes by prominent announcement on the title cover page of its premium list, or

---

immediately under the obedience and/or rally heading in the premium list of a combined conformation show and obedience and/or rally trial, that entries in such class, classes or trial, will close automatically when a certain limit has been reached, even if the official closing date for entries has not arrived.

- 4.4.2 When the advertised limit (if applicable) has been reached, all remaining entries may be assigned a position (by class) on the reserve list. The person making the entry shall be notified of his position on the list. In the event that the entry of a bitch in season is withdrawn after the closing date, it may be substituted with one from the reserve list up to and including the day of the trial. At the club's discretion, if the club is notified in writing after the closing date that an entry other than a bitch in season will be absent from a trial, the entry may be substituted with one from the reserve list up to 24 hours prior to the trial. Fees will not be refunded for any reason other than a bitch being in season and to those on the reserve list who did not participate in the trial. Entry fees will be refunded within 10 days following the trial for those on the reserve list who did not participate in the trial.

---

## **5 RIBBONS & PRIZES**

---

### **5.1 Ribbons & Rosettes**

- 5.1.1 A club or association holding a trial under these rules shall provide ribbons and rosettes as specified in this section. Only those dogs earning qualifying scores will receive ribbons.
- 5.1.2 A ribbon shall be provided for each dog that earns a qualifying score. It shall be royal blue in colour, not less than 5 cm (2 in) wide and not less than 20 cm (8 in) in length. The following information shall appear on the face of each ribbon: name of the club or association holding the trial; the crest of the CKC; and the words "Obedience Trial" and "Qualifying Score." (A blue rosette bearing the same information may be offered instead.)
- 5.1.3 Rosettes shall be provided as follows: All rosettes shall bear the same information as qualifying ribbons, except omitting the words "Qualifying Score." The colour shall be royal blue and white.
- (04-05-20) (119-09-24) (a) A rosette and a CKC High in Trial certificate shall be provided for the highest scoring dog in an obedience trial. The rosette shall bear the words "High in Trial". Only the following classes are eligible for High in Trial: Novice A & B and Open A & B and Utility A & B.
- (b) A rosette shall be provided for the highest scoring dog in each class. Each rosette shall bear the words "High in Class."
- (c) Rosettes may be offered for second, third and fourth place in a class. Each rosette must identify the class standing.

- 
- 5.1.4 All ribbons or rosettes offered for unofficial classes and parades shall be green.
  - 5.1.5 All other ribbons or rosettes offered may be any colour other than those specified in Sections 5.1.2. through 5.1.4.
  - 5.1.6 When a trial is held in conjunction with a conformation show, all rosettes will be of comparable size to those being presented at the conformation show.

## **5.2 Prizes & Trophies**

- 5.2.1 All prizes and/or trophies offered at a trial must be listed in the premium list and catalogue. They must be offered to be won outright and be awarded automatically on the basis of scores attained by dogs competing at the trial. Exceptions to this include perpetual trophies and those trophies or prizes that require three wins by the same exhibitor/handler (not necessarily with the same dog) for permanent possession, which may be offered to the highest scoring qualifier.
- 5.2.2 Prizes and/or trophies will be awarded by the judge to dogs with a qualifying score only.
- 5.2.3 A club that gives a split class may offer prizes and trophies on the basis of scores earned in each section.
- 5.2.4 Only prizes and/or trophies that are listed in the premium list may be awarded.

---

# **6 ENTRIES & END OF TRIAL**

---

## **6.1 Entry Requirements**

- 6.1.1 Every dog entered in an approved trial or sanctioned match must be one of the following:
  - (a) registered with the CKC;
  - (b) have an Event Registration Number (ERN);
  - (c) have a Performance Event Number (PEN);
  - (d) eligible for registration with the CKC;
  - (e) have a Miscellaneous Certification Number (MCN) if it belongs to a CKC listed breed;
  - (f) have a Canine Companion Number (CCN).
- 6.1.2 To be eligible to compete at approved trials or sanctioned matches a dog must meet the requirements of Section 6.1.1, and:

- 
- (a) must be at least six (6) months of age;
  - (b) may be spayed, neutered or debarked;
  - (c) must not be blind (blind means without useful vision);
  - (d) may not be dyed or coloured, or wearing an attachment for adornment (small plain elastics or barrettes to keep hair surrounding the eyes, ears or beards from interfering with performance, or customarily used on a breed in the show ring, are acceptable);
  - (e) may not be under the influence of a drug meant to change behaviour;
  - (f) must not be lame (it is the judge's responsibility to determine whether a dog is lame);
  - (g) must not compete if it has tape or bandages that may impair its working ability (such a dog must be immediately excused and under no circumstances may it be returned later for judging after the tape or bandages have been removed).
- 6.1.3 If a dog is not registered individually in the records of the CKC, it may be entered at a trial held under these rules as a listed dog, provided that:
- (a) if born in Canada, it is eligible for individual CKC registration;
  - (b) if not born in Canada it is eligible for individual registration in the records of the CKC;
  - (c) if it is a foreign born and owned dog, an Event Registration Number or CKC registration number is obtained from the CKC within 30 days of the first trial entered.
  - (d) The entry of a listed dog at an obedience trial held under these rules (sanctioned matches excluded) must be accompanied by the appropriate listing fees. Breeds of dogs on the miscellaneous list may not be entered as a listed dog, but must have a Miscellaneous Certification Number (MCN). Mixed breeds and unrecognized breeds also may not be entered as listed, but must have a Canine Companion Number (CCN).
- 6.1.4 The CKC has the authority, at any time, to require the owner of a listed dog to submit proof of the dog's eligibility for registration in the CKC stud book, and if the CKC is satisfied that the dog is not eligible for registration, it shall have the right to order the cancellation of all scores and prizes earned by the dog at trials held under these rules. Failure to comply with the CKC's request to return ribbons and/or prizes to the clubs concerned automatically renders the owner of the dog ineligible to enter any dog in any competition approved by the CKC.
- 6.1.5 The CKC shall have the authority to advise a person entering a dog at a trial that he may no longer include in the name of a dog – any name, which in the opinion of the CKC infringes on the rights of any person, partnership, company whose kennel name has been registered by the CKC or where such name is considered to be similar to a kennel name registered with any other national kennel club with whom the CKC has working arrangements with regard to mutual protection of registered kennel names. Where a person has been advised that he may no longer
-

---

include a particular name in the name of a dog and the person continues to enter the dog at trials with such name included, the CKC shall have the authority to cancel all awards, scores and prizes earned by the dog at trials held after the original advice was communicated to the owner of the dog.

- 6.1.6 Subject to the provisions stated in these rules, no dog may be entered in any class for which it is not eligible at the time entries for the trial close. The entry of a dog that is improperly entered in a class for which it is not eligible cannot be altered to another class after entries close except as provided in Section 6.9.5.
- 6.1.7 No entry shall be made at any trial of a dog that the judge or any member of his immediate family owns, has owned (wholly or in part), sold, held under lease or handled in the ring within six (6) months prior to the date of the trial. However, the above limitations shall not apply at sanctioned matches or to substitute or replacement judges at official trials.
- 6.1.8 Every dog must be the bonafide property of the person listed as owner.
- 6.1.9 A dog may only be entered once in each class.
- 6.1.10 If the name of a dog that has earned a qualifying score at any trial is subsequently changed, the old name must also appear on the entry form at the next two (2) trials at which the dog is entered under its new name.
- 6.1.11 The trial committee of any trial may decline any entry or remove any dog from its trial for just cause and no one shall have any claim or recourse against the organization holding the trial or any official connected therewith. Said officials must file their reasons for doing so with the CKC not less than 14 days after the trial has been held.
- 6.1.12 All entries must be in the hands of the Trial Secretary by the official closing date and time. Clubs accepting any entries after the closing date shall be subject to an administrative fee as set by the Board.
- 6.1.13 When a trial is held in conjunction with a conformation show, a dog may be entered in obedience and/or rally classes only. If, however, a dog is also entered for competition in the conformation show, the Conformation Show Rules must also be observed.

## **6.2 Entry Forms**

- 6.2.1 A trial-giving club must reject an incomplete entry form and promptly return it to whoever submitted it, be it the owner, lessee or authorized agent.

## **6.3 Entry Fees**

- 6.3.1 A club may not accept an entry fee other than that which is published in the premium list or entry form or in any way discriminate between entrants.
- 6.3.2 The entry of a dog at a trial held under these rules must be accompanied by the entry fee.

---

6.3.3 Tendering of a dishonoured cheque or credit card in payment of entry fees shall be considered non-payment of entry fees, and is an offence punishable by disciplinary action and cancellation of awards.

6.3.4 Non-compliance with this section of these rules shall be considered an offence punishable by disciplinary action and cancellation of awards.

## **6.4 Dogs Must Compete**

6.4.1 Any dog entered and received at a trial must compete in all individual exercises of all classes in which it is entered, unless the handler leaves the ring (HLR) or is excused by the judge, or the Trial Chair. This rule does not apply to the group exercises. If a dog is excused by any of these officials for biting or attempting to bite, the reason for the excusal must be recorded by the official on the relevant CKC form, a copy of the form provided to the dog's handler in the ring and the CKC, according to Appendix D.

## **6.5 Bitches in Season**

6.5.1 Bitches in season are not permitted to compete. The judge of a trial must remove from competition any bitch in season or any bitch that appears so attractive to males as to be a disturbing element.

6.5.2 When a bitch comes into season after entries have closed, she may be withdrawn from the trial and the trial-giving club must refund the entry fee and listing fee providing the Trial Secretary receives, on or before the date of the trial, a veterinarian's certificate declaring that the bitch was in season within the ten (10) - day period preceding the trial.

## **6.6 Health**

6.6.1 No dog may be entered at a trial if it has any communicable disease.

6.6.2 Dogs entered in a trial must have current immunization status.

6.6.3 No dog may be brought onto the grounds or premises of a trial if it:

- (a) is known to have distemper, parvovirus, kennel cough or other communicable disease; or
- (b) has recovered from distemper, parvovirus or other communicable disease within the last 30 days.
- (c) has been housed within 30 days prior to the show, trial or test on premises on which there existed distemper, parvovirus, kennel cough or other communicable disease.

6.6.4 Where it is found that these rules have been contravened, the dog in question shall be removed from the trial premises and the exhibitor/handler will be subject to disciplinary action.

---

## **6.7 Trial Venue & Precincts**

- 6.7.1 A club must define the precincts of the trial in the premium list.
- 6.7.2 Only dogs entered in official classes, including Exhibition Only, are permitted within the precincts of the trial.
- 6.7.3 There shall be no intensive or abusive training of dogs within the venue of the trial. Violation of this rule may result in the removal of the dog from further competition at that trial at that venue.
- 6.7.4 No dog entered in the trial will be allowed off leash unless it is in the ring being judged according to the trial rules and regulations.
- 6.7.5 Minor warming up of dogs is allowed before entering the ring.
- 6.7.6 A dog that bites or attempts to bite another dog or a person outside the ring may be removed from the venue by the Trial Chair.
- 6.7.7 Where a person who has control or custody of a dog at a CKC event causes that dog to suffer serious injury or death through negligence or willful misconduct, the Trial Chair shall file a report to the CKC for possible submission to the Discipline Committee.
- 6.7.8 All persons must exercise care and control of any dog in their possession while attending an event.
- 6.7.9 All venues must permit the public, exhibitors and dogs entered in official and non-official classes at ring side. There shall not be any attempt to isolate the rings from onlookers or normal distractions.  
*(30-03-23)*

## **6.8 Class Eligibility**

- 6.8.1 Where any of the regulations require that a dog shall have won a particular title before being entered in a specific class, eligibility to enter in that class shall be determined as follows: A dog may be entered in such a class in any obedience trial of which the final closing date occurs after the handler has been notified by at least two (2) different judges that the dog has won three (3) qualifying scores for the required title, even though the owner has not received official notification from the CKC that the dog has won the title. However, the owner must forfeit any prizes and qualifying scores won in that particular class if the CKC does not subsequently notify the owner officially that the required title has been won.
- 6.8.2 Where any of the obedience-trial regulations exclude from a particular class dogs that have won a particular title, eligibility to enter that class shall be determined as follows: A dog may continue to be exhibited for 60 days in such a class after the handler has been notified by at least two (2) judges that he has received three (3) qualifying scores for such title.
- 6.8.3 Once a dog has competed in any of the Open classes, it can no longer compete in the obedience Novice A or B classes, Once a dog has competed in the Utility A or B class, it can no longer compete in the Open  
*(31-03-23)*



---

A classes. In the event that a dog is required to re-qualify, the requirements of this subsection shall not apply.

## **6.9 Change of Entry** *(06-05-20)*

- 6.9.1 *(06-06-20)* The entry of a dog entered in an official obedience or rally trial class in accordance with these rules may be changed to another official class within the same trial. The change must be on the appropriate form and submitted to the Trial Secretary by the owner or handler at least 30 minutes before the start of the trial.
- 6.9.2 *(06-05-20)* When changes are permitted, clubs are exempt from the requirements of Sections 4.3.4 and 4.3.5.
- 6.9.3 *(06-05-20)* The Trial Secretary shall amend the judge's book and the marked catalogue, which is to be sent to the CKC with the change of entry form attached to the appropriate entry forms.
- 6.9.4 *(06-05-20)* If it is established by the CKC that a dog moved up to a higher level class has not completed the requirements for the lower level before moving up, then all qualifying ribbons and/or awards earned by the dog incorrectly entered shall be forfeited and cancelled by the CKC and the owner may be subject to disciplinary action.
- 6.9.5 *(06-05-20)* In order for a dog to be eligible for a change of entry, the dog must be individually registered with the CKC, have a Performance Event Number (PEN) or an Event Registration Number (ERN) before entries close. The addition of a CKC number after close of entries does not make the dog eligible and will result in referral to the Discipline Committee.

## **6.10 End of the Trial**

- 6.10.1 The Club Secretary or the Trial Secretary of the club holding an obedience trial held under these rules shall forward to the CKC all of the information contained in Appendix D – End of Trial, so as to be received not more than 14 days after the last day of the trial.
- 6.10.2 In the event that the CKC establishes that the required remittance fails to cover the prescribed fees and charges, an administrative fee as set by the Board will be payable by the trial-giving club.
- 6.10.3 The CKC may require a trial-giving club to provide a report of any matter or matters connected with its trial. This must be made within 14 days of the date the club receives the request.
- 6.10.4 Non-compliance with the provisions of this section will result in an automatic administrative charge for each day over the 14-day period.

---

## **7 UNSPORTSMANLIKE CONDUCT**

---

- 7.1 It shall be deemed unsportsmanlike conduct if a person during the running of, or in connection with, an event abuses or harasses a judge, trial official or any other person present in any capacity at the event.
- 7.2 Any handler who displays unsportsmanlike conduct or who is seen to kick, strike or otherwise roughly manhandle a dog at any time during the holding of the event may be expelled from the trial by the trial committee.
- 7.3 The judge shall also have the authority to expel a handler from a trial if they observe unsportsmanlike conduct on the part of the handler or see the handler kicking, striking or otherwise roughly manhandling a dog while the event is in progress. It will be the duty of the judge to report promptly to the trial committee the expulsion of a handler.
- 7.4 The trial committee shall investigate, at once, any instance of alleged unsportsmanlike conduct on the part of the handler, or any report that a handler has been observed kicking, striking or otherwise roughly manhandling a dog. If the trial committee, after investigation, determines that a handler is in violation of this section and that the incident, if proven, would constitute conduct prejudicial to the sport or the CKC, it shall exercise its authority in accordance with the Complaints section of these rules.
- 7.5 The Trial Secretary shall submit to the CKC a complete report of any hearing action taken under this section within 14 days.
- 

## **8 REGULATIONS FOR PERFORMANCE & JUDGING**

---

### **8.1 Judging Standard**

- 8.1.1 Standardized judging is of paramount importance. Judges are not permitted to introduce their own variations into the exercises, but must see that each handler and dog executes the various exercises exactly as described within these rules and regulations. A handler who is familiar with these rules and regulations should be able to enter the ring under any judge without having to inquire how the particular judge wishes to have any exercise performed.
- 8.1.2 Judges must adhere to the Obedience Trial & Rally Trial Rules & Regulations and must not qualify dogs that do not meet the minimum requirements.
- 8.1.3 It is the responsibility of the judge to make the tests interesting to the gallery and worthwhile to the handler. The judge must not permit judging to exceed the time limitations as specified in these rules so that the
-

---

handlers and those watching do not become bored and the competing dogs do not become tired.

- 8.1.4 The judge must remember that he is judging the dogs only on their ability to perform the tests set for them and not on their show points or conformation.
- 8.1.5 The judge must test each handler and dog separately (except for the Group Sit and Down exercises, where groups of dogs are in the ring together).
- 8.1.6 A judge shall excuse from competition any dog or handler that interferes willfully with another competitor or competitor's dog and any dog that the judge considers unfit to compete.

## **8.2 Excusal, Disqualification & Reinstatement of a Dog**

- 8.2.1 A dog that has been excused from the ring for any reason may not compete in any further exercises for that class.
- 8.2.2 When a judge disqualifies or excuses a dog, the disqualification or excusal and the reason must be recorded in the judge's book. The owner or handler of the dog must be advised of the reason before he leaves the ring.
- 8.2.3 The judge shall have the authority to disqualify or excuse a dog that menaces, threatens or attempts to bite the judge, another person or dog in the ring. If a dog is twice excused for any combination of these actions, it shall have the status of a disqualified dog. The judge shall also have the authority to disqualify or excuse a dog that attempts to bite or bites in response to an attack from another dog.
- 8.2.4 The judge shall disqualify or permanently disqualify a dog that bites the judge, another person or any dog in the ring. Dogs permanently disqualified under this provision will not be eligible for reinstatement. The decision to permanently disqualify a dog must be clearly indicated on the judge's disqualification form.
- 8.2.5 Once a dog has been disqualified for any reason at an event, it may not be entered at any CKC event until the dog has been officially reinstated by the CKC. All awards earned by a dog in violation of this section will be cancelled by the CKC and the owner of the dog is subject to disciplinary action. A dog permanently disqualified under Section 8.2.4 is not eligible for reinstatement.
- 8.2.6 A dog that has been disqualified may be reinstated as follows:
  - (a) The owner of a dog that has been disqualified at an event held under these rules may, after 30 days from the date of said disqualification, apply in writing to the CKC for reinstatement of the dog, unless the dog is ineligible for reinstatement as per Section 8.2.4. The request for reinstatement must be accompanied by a deposit as set by the Board.

- 
- (b) A specially appointed committee will then examine the dog.
  - (c) After the examination, the Examining Committee shall submit its report to the CKC, which in turn will advise the owner of the results. If the dog is reinstated, half of the deposit will be returned to the owner. If not reinstated, the deposit is forfeited to the CKC.
  - (d) Reinstatement of a dog following an examination as set forth in this section in no way affects the right of a judge to again disqualify the dog for the same or other reasons.

### **8.3 Handlers with Disabilities**

- 8.3.1 Handlers with disabilities may compete provided such handlers can move about the ring without physical assistance. The use of a wheelchair (power or manual), crutches or cane is acceptable.
- 8.3.2 At the judge's discretion, a modification to an exercise or routine may be made to accommodate a handler with disabilities providing that such modification does not aid the dog's performance or inhibit other dogs, and the dog is required to perform all exercises.
- 8.3.3 The heeling exercises are expected to be performed at a brisk pace and there must be a definite change of pace during the slow and fast portions. Failure to do so will result in a penalty, the same as for any other handler. Heel position for the particular handler must be determined prior to the commencement of the exercises and this position should be maintained throughout.
- 8.3.4 A handler who is blind may be assisted, if necessary, by the judge to get from one exercise to another. For the Figure 8, the judge may permit the stewards to utter softly a verbal aid so that the handler may determine their position. For exercises that require the judge to signal his orders to the handler, the judge may use a verbal order. After positioning a handler who is blind for a jumping exercise, the judge may permit the handler to leave the dog and walk up to the jump to feel it in order to determine its exact location.
- 8.3.5 In the case of a handler with a hearing disability, the judge should remain in full view of the handler throughout the performance of the individual exercises. If the handler desires, the judge may use prearranged signals in lieu of verbal commands to the handler or the handler may provide an interpreter who communicates the judge's commands or use an electronic aid.
- 8.3.6 A handler who is prevented from throwing the dumbbell the required distance in the retrieve exercises by a physical disability may be permitted to line his dog up in the desired starting position, then on the judge's command of "Throw it," the handler may:
  - (a) give a stay command, leave the dog, proceed away from the dog, throw the dumbbell and then return alongside the dog to continue the exercise; or
  - (b) throw the dumbbell with the aid of a device.

---

The same procedure may be followed for the Retrieve over the High Jump except that the handler may go up to, or go around, the jump in order to throw the dumbbell the required distance.

- 8.3.7 In the group exercises, extra assistance or space may be allowed depending upon the disability. However, the dogs must be in catalogue order.

## **8.4 Qualifying Performance**

- 8.4.1 The orders for the exercises and the standards for judging are set forth in the following sections. The lists of faults are not intended to be complete, but minimum penalties are specified for most of the more common and serious faults. A dog that makes none of the errors listed may still fail to qualify for other reasons.

- 8.4.2 The judge shall carry a mental picture of the theoretically perfect performance in each exercise and shall score each dog against this visualized standard of perfection, which shall combine the utmost in willingness, enjoyment and precision. Each fault or deviation from this standard must be penalized. There shall be no penalty of less than 1/2 point.

- 8.4.3 The judge must look for the following in testing each dog and score accordingly:

- (a) Enjoyment and willingness on the part of the dog is important. Lack of enjoyment and willingness is to be penalized, as is lack of precision.
- (b) Talking to the dog by the handler, snapping of fingers, slapping of sides and stamping of feet during the exercises will be penalized, even to the point of non-qualifying.
- (c) During the dog's heelwork, the handler should always walk briskly with the dog on the left side on a loose leash (guiding the dog by the leash is to be penalized).
- (d) Naturalness, gentleness and smoothness of handling are to be greatly desired.
- (e) The dog should never anticipate the handler's orders, but should wait for the commands or signals.
- (f) In all exercises where the dog must return to the handler, a dog that fails to come close enough so that the handler can touch it or recover the article without moving either foot must receive a non-qualifying score.

- 8.4.4 A judge shall not require any dog or handler to do anything, or penalize a dog or handler for failing to do anything, that is not required by these rules, such as requiring a dog to sit at the conclusion of Stand for Examination and Group Down.

- 8.4.5 A dog that fails to execute a principal designated feature of any exercise shall not be given a qualifying score in the exercise. A dog that anticipates a principal feature of any exercise shall receive a non-qualifying score in that exercise.

- 
- 8.4.6 A dog that, in the judge's opinion, would have failed to do a principal designated feature of an exercise had the handler not given additional commands or signals not permitted by the standard shall be scored as though it had failed to do that particular exercise.
- 8.4.7 A qualifying score must never be awarded to a dog whose performance has not met the minimum requirements, that shows fear, resentment or aggression, relieves itself at any time in the obedience ring, leaves the ring during an exercise (except to complete a retrieve) or to a dog whose handler disciplines or abuses it in the ring. (See Chapter 7 – Unsportsmanlike Conduct.)

## **8.5 Judge's Orders & Signals**

- 8.5.1 Before each or part of every exercise, a judge must ask the handler "Are you ready?" The exercise shall not start until acknowledged by the handler.
- 8.5.2 All orders or signals given to handlers shall be sufficiently clear and distinguishable for everyone to follow the judging, and at the end of each exercise, the judge shall say, "Exercise finished."
- 8.5.3 When giving orders (especially for heelwork), the judge must not stand at one end of the ring, but shall follow the handler at a discreet distance so that he may observe signals or undertones given by the handler to the dog.

## **8.6 Catalogue Order**

- 8.6.1 Dogs must be judged in catalogue order to the extent that it is practical to do so without holding up the judging in any ring for a dog that is entered in more than one class at the show and/or trial.
- 8.6.2 Judges are not required to wait for dogs. It is the responsibility of each handler to be ready with his dog at ringside when required, without waiting to be called.
- 8.6.3 It is the handler's responsibility to notify the ring steward who will notify the judge if there is likely to be a conflict with the same dog being in the conformation or rally obedience ring. In the case of a conflict between an official obedience class and a rally obedience or unofficial obedience class, the official obedience class takes precedence. In the case of a conflict between a conformation class and an official obedience class the conformation class takes precedence. The judge will be required to wait up to 20 minutes from the end of the class to accommodate the conformation exhibitor.

## **8.7 Judge's Book**

- 8.7.1 The judge shall not judge any dog until he has entered the scores of all dogs judged previously in the official judge's book, and until he has subtotaled such scores. Scores for the group exercises must be entered

---

in the official judge's book immediately after each group of dogs has been judged. No scores may be changed except to correct a mathematical error. All totals must be entered in the judge's book before prizes are awarded. No person other than the judge may make an entry in the judge's book.

- 8.7.2 Following completion of the judging of each class, the yellow copy of the judge's book must be posted in a prominent place within the precincts of the trial.
- 8.7.3 Upon completion of the judging assignment, the judge must ensure that the cover of the judge's book is completed with start and finish times, signed and HIT recorded and awarded in the ring by the last judge completing the assignment for the trial.

## **8.8 Re-Judging**

- 8.8.1 If a dog has failed in a particular exercise, it shall not ordinarily be re-judged. However, if in the judge's opinion the dog's performance was prejudiced by peculiar or unusual conditions, the judge may re-judge the dog on the entire exercise.

## **8.9 Ties**

- 8.9.1 In case of a tie, the dogs shall be re-tested again by having them perform individually, all or the same part of one or more of the regular exercises. In the case of a tie in Utility, the dogs shall be tested again by performing individually, all or the same part of the Signal Exercise. In case of a tie for High in Trial, the dogs shall be tested by performing the Heel Free exercise individually. The original scores shall not be changed.
- 8.9.2 In the case of a tie the judge shall inform the exhibitors involved and allow a reasonable warm-up period.
- 8.9.3 The officiating judge of a trial must judge any run-off for High in Trial. In the event of two (2) or more judges officiating at a single trial, the club shall designate in the premium list which judge will judge any run-off for HIT. Each judge is responsible for breaking ties in the classes that they judge.

## **8.10 Scoresheets**

- 8.10.1 At the conclusion of the judging of each class, judges are required to provide meaningfully marked individual scoresheets to each exhibitor.

## **8.11 Announcement of Scores**

- 8.11.1 The judge shall not disclose any score or partial score to handlers or spectators until he has completed the judging of the entire class.

- 
- 8.11.2 Before handlers leave the ring, following the individual exercises, the judge shall inform handlers whether or not they have qualified in the individual exercises. Only dogs qualifying in the individual exercise are eligible to return for group stay exercises. Following the stay exercises, the judge will inform handlers whether they have qualified.  
*(67-09-23)*
- 8.11.3 After all the scores for the class are recorded, the judge shall call for all available dogs that have earned qualifying scores to be brought into the ring.
- 8.11.4 Before awarding the prizes, the judge shall inform the spectators as to the maximum number of points for a perfect score, and shall then announce the score of each prize winner, and announce to the handler the score of each dog that has earned a qualifying score.

## **8.12 Explanations & Errors**

- 8.12.1 The judge is not required to explain scoring and should not enter into any discussion with any handler who appears to be dissatisfied. Any interested person who thinks that there may have been a mathematical error, or an error in identifying a dog, may report the facts to one of the ring stewards, Show or Trial Secretary so that the matter may be checked.  
*(33-03-23)*

## **8.13 Ring Procedure**

- 8.13.1 The judge shall not permit any handler to train any dog or practise any exercise in the ring either before, during or after being judged.
- 8.13.2 Between exercises, imperfections in heeling will not be judged, but any disciplining by the handler in the ring or any uncontrolled behaviour of the dog, such as snapping, unjustified barking or running out of the ring, will be severely penalized by deducting points from the total score, and the judge may excuse the dog from further competition at that trial.
- 8.13.3 Ten (10) minutes before the start of each class, the judge will inform the first exhibitor of the heeling pattern. This may be done verbally, by posting the pattern ringside or by demonstration.
- 8.13.4 Prior to the group exercises the dogs are required to line up in numerical order outside the ring, the judge is responsible for observing the lineup and shall have the authority to excuse any dog that they witness exhibiting any type of aggression toward another dog or person prior to entering the ring.  
*(10-05-20)*
- 8.13.5 The judge shall attempt to standardize the heeling pattern for all dogs in each class.
- 8.13.6 All dogs will enter and leave the ring on leash. The team is under judgment from the time they enter the ring to the time they exit the ring. Handlers are required to enter and exit the ring with their dogs under  
*(07-05-20)*



- 
- control and without jumping, pulling or tugging on the leash. A substantial deduction will be made for a dog that does not remain under control.
- 8.13.7 In the Pre-Novice and Novice classes, the dog may be guided gently by the collar between exercises and into proper position for the next exercise.
- 8.13.8 In Novice Intermediate, Open and Utility, the dog shall not be guided or controlled by the collar at any time.
- 8.13.9 (a) In the Novice classes the ring steward will take the leash from the handler at the completion of the Figure 8 exercise and place it on a chair, small table or leash holder as designated by the judge, just inside the ring entrance.
- (b) In the Novice Intermediate class, before the handler enters the ring, a steward will take the dumbbell and place it where designated by the judge until required and return it after the team exits the ring. The leash shall be taken from the handler after they enter the ring and will be returned before the handler leaves the ring.
- (120-09-24) (c) In the Open classes, before the handler enters the ring, a steward will take the dumbbell and place it where designated by the judge until required and return it after the team exits the ring. The leash shall be taken from the handler after they enter the ring and placed on a chair, small table or leash holder as designated by the judge, just outside the ring entrance.
- (120-09-24) (d) In the Utility classes, before the handler enters the ring, a steward will take the glove and articles and place them where designated by the judge until required and return them after the team exits the ring. The leash shall be taken from the handler after they enter the ring and will be returned before the handler leaves the ring.
- 8.13.10 Dogs shall not be picked up and carried in any obedience ring. The penalty imposed shall be a substantial deduction. (However, for the award ceremony, dogs may be picked up and carried into the ring without penalty if the handler desires.)
- 8.13.11 Any violations of the Obedience Trial Rules & Regulations committed by the handler will result in substantial or minor deductions or a non-qualifying score.
- 8.13.12 Physical guidance, such as placing the dog in position with the hands or straightening the dog with the knees or feet, is not permitted and shall be substantially penalized even if occurring before or between the exercises.
- 8.13.13 All exercises must be started with the dog sitting in the heel position.
- 8.13.14 Badges or clothing with club identification are allowed to be worn when exhibiting in the ring.  
(34-03-23)
- 8.13.15 When the dog's performance does not meet the handler's expectation, the handler may choose to use a "Redo and Leave" option once, which allows the exhibitor to immediately reattempt a single individual exercise.  
(35-03-23)
-

---

In the case of a two-part exercise, the handler will choose only one part to reattempt. Two-part exercises are Heel on Leash and Figure Eight, Heel Free and Figure Eight, Scent Discrimination and Directed Jumping.

It is the handler's responsibility to tell the judge they are choosing to "Redo and Leave". Using the "Redo and Leave" option will result in an immediate non-qualifying score (NQ). The handler will leave the ring immediately after completing the "Redo and Leave" and they will not have the opportunity to return for the Group exercises.

The handler may begin the reattempt from the start or at any point during the exercise. The judge will call the orders for the reattempted exercise as normal. If a jump needs to be reset, it will be set to the original height. The handler may choose to help the dog through the "Redo and Leave" exercise. Helping the dog may be accomplished using verbal encouragement, including additional commands and praise, and/or approaching the dog in a friendly/positive manner without touching the dog. Harsh verbal and/or physical corrections will not be tolerated.

## **8.14 Commands & Signals**

- 8.14.1 In all parts of all exercises performed in the ring, only one single command or signal may be given by the handler. Any extra commands or signals, or the giving of a command and a signal, must be penalized. Wherever the rules and regulations specify command and/or signal, the handler may give either one or the other, or both command and signal simultaneously. Where a signal is permitted and given, it must be a single gesture with either arm and hand only and the arm must be returned immediately to its original position.
- 8.14.2 When the dog is in heel position, the handler is permitted to bend body and knees so that the hand is brought to the dog's eye level before giving a signal.
- 8.14.3 Signals must be inaudible and the handler shall not touch the dog. Signaling correction to the dog from a distance is forbidden. Any unusual noises or motions may be considered to be signals.
- 8.14.4 The dog's name may be used once immediately before any verbal command, but may not be used when a signal is employed even though the standard specifies a command and/or signal. Whistling or the use of a whistle is prohibited. Any of these infractions must be penalized.
- 8.14.5 The dog's name alone may not be used as a command.
- 8.14.6 In all exercises where the dog is to return to the handler, while the dog is coming in and until the dog has sat in front, the handler must stand facing the dog with hands and arms hanging naturally at the sides. A substantial deduction shall be given for infractions of this rule.
- 8.14.7 In all exercises where the dog is required to heel free, one of the following options must be followed:
- (a) The handler's arms and hands must move naturally at the sides and must hang naturally at the sides when stopped.

- 
- (b) Or the right hand and arm must move naturally at the side, while the left hand must be held against the front of the body, centred in the area of the waist, with the left forearm held against the body.
  - (c) In either of the above situations, the hands and arms may be adjusted for balance during the fast pace.

## **8.15 Praise, Food & Petting**

- 8.15.1 Moderate praise and petting is allowed between exercises, and parts of exercises, providing the dog is under control.
- 8.15.2 A dog whose handler takes food or other training aids into the ring at any time must be excused from that class.
- 8.15.3 No food, treats or training aids shall be allowed within 3 m (10 ft) of the ring entrance.
- 8.15.4 Dogs must be under control at all times when entering and exiting the ring.

## **8.16 Leash, Collar & Jacket**

- 8.16.1 Leashes shall be made of fabric or leather. In all Pre-Novice exercises (121-09-24) and the Novice Group exercises, the leash must be approximately 1.8 m (6 ft) long. In the Novice individual exercises it may be shorter, but must be long enough to provide adequate slack for any on-leash heeling exercise.
- 8.16.2 As each handler enters the ring, the judge shall see that the dog has (11-05-20) on either a well-fitting buckle (metal or plastic) collar, martingale, slip (36-03-23) or quick-release collar. Slip collars of an appropriate single length of leather, fabric or chain with two rings, one on each end, are acceptable. Martingale collars may be of chain, fabric or leather, or of the half-check type, with fabric or leather around the neck, and chain in the joining loop. Special training collars or collars that are either too tight or so large that they hang down unreasonably in front of the dog are not permitted.
- 8.16.3 There shall not be anything hanging from the collar.
- 8.16.4 Collars other than those specified in these rules are not allowed within the venue. Violation of this may result in the removal of the dog from further competition at that trial.
- 8.16.5 When conditions warrant, with the judge's approval, a dog may wear a close-fitting, plain sweater, jacket or cool coat (not a pressure wrap) while competing in group exercises.

## **8.17 Heel Position**

- 8.17.1 Heel position, whether the dog is sitting, standing, lying down or moving at heel, means that the dog's body shall be in a straight line facing

---

the same direction as the handler. The dog's head to shoulder area should be in line with the handler's left hip and the dog should heel close to the handler but not to the point of touching.

## **8.18 Group Exercises**

- 8.18.1 In the group exercises, a dog that leaves the place where it was left during the Group Sit or barks or whines unreasonably must be excused prior to the Group Down.
- 8.18.2 The handler of any dog in any class has the option of excusing their dog from the group exercises. They must inform the judge of this decision at the completion of the individual exercises, before leaving the ring. This decision may not be changed after leaving the ring.
- 8.18.3 All group exercises, in a class or combined classes, will be performed (37-03-23) after all individual exercises have been completed.
- 8.18.4 Only dogs qualifying in the individual exercises are eligible to return for (68-09-23) group stay exercises.

## **8.19 Rings & Equipment**

- 8.19.1 The officials of the club holding the trial are responsible for providing rings and equipment that meet the requirements of these rules. However, the judge also must check the ring and equipment provided, and must report to the CKC after the trial any deficiencies that are not promptly corrected upon request.
- 8.19.2 If an obedience trial takes place indoors, the ring shall have a working area of at least 9 m (30 ft) wide and 12.2 m (40 ft) long. (A ring size of 12.2 m (40 ft) by 15 m (50 ft) is recommended.) At outdoor trials, the ring size shall have a working area of at least 12.2 m (40 ft) wide and 15 m (50 ft) long.
- 8.19.3 The floor of indoor rings shall have a surface or covering adequate to provide firm footing for all dogs, and rubber or similar non-slip material for the take-off and landing at all jumps. The ground in outdoor rings shall be level and the grass, if any, shall be cut short.
- 8.19.4 An indoor ring must be thoroughly cleaned one hour before the judging starts if it has previously been used for breed judging. At outdoor trials held in conjunction with a conformation show, a separate ring or rings (to be used for obedience or rally only) shall be provided for the classes.
- 8.19.5 Indoor and outdoor rings shall be enclosed with fencing or gates or rope or drapery approximately .6 m (2 ft) high.

(For rally ring size, see rally rules Section 8.18.1.)

---

## **8.20 Jump Specifications**

- 8.20.1 Diagrams for jump construction are found in Appendix E.
- 8.20.2 The judge and handler are responsible for making sure the dog jumps the correct height or distance.
- 8.20.3 The dog must jump the height listed on the entry form. When a dog is entered in both Open and Utility in the same trial, the same jump height must be used for both classes.
- 8.20.4 In any class requiring jumps, judges may, at their discretion, verify the height of the dog at the withers as it is brought into the ring. The measurement is made using an ordinary folding ruler or steel tape or an official measuring wicket if available. No other measuring device is required or acceptable in the ring. Measurements made by the judge are final and are not subject to verification.

## **8.21 The High Jump**

- 8.21.1 The side posts of the High Jump shall be 1.2 m (4 ft) high and the jump shall be 1.5 m (5 ft) wide between the posts, and shall be so constructed as to provide adjustment for each 2.5 cm (1 in) increment, from 10 cm (4 in) to . 9 m (3 ft). The bottom board shall be 10 cm (4 in) wide to give the minimum height required from the ground or mat surface, together with additional boards as follows:
  - (a) one 2.5 cm (1 in) board;
  - (b) one 5 cm (2 in) board;
  - (c) one 10 cm (4 in) board;
  - (d) one 15.2 cm (6 in) board;
  - (e) three 20 cm (8 in) boards.
- 8.21.2 The jump shall be a non-gloss white. The width in metric and inches shall be marked clearly on each side of each board in black, in 5 cm (2 in) figures with the exception of the 2.5 cm (1 in) board.

## **8.22 The Broad Jump**

- 8.22.1 The Broad Jump shall consist of five (5) separate hurdles, built to telescope for convenience: three (3) hurdles 20.3 cm (8 in) wide; two (2) hurdles 10.2 cm (4 in) wide, the largest measuring about 1.5 m (5 ft) in length and 15.2 cm (6 in) in height at the highest point, all a non-gloss white. The two (2) 10.2 cm (4 in) hurdles pushed together (to accommodate the small dogs) will represent the first 20.3 cm (8 in) hurdle in all distances jumped over 40.6 cm (16 in).
- 8.22.2 The hurdles shall be used for the various jumps as follows:
  - (a) four 20.3 cm (8 in) hurdles for jumps, 122 - 183 cm (48-72 in);
  - (b) three 20.3 cm (8 in) hurdles for jumps, 71. 1 - 117 cm (28-46 in);

- 
- (c) two 20.3 cm (8 in) hurdles for jumps, 45.7 - 66 cm (18 - 26 in);
  - (d) one 10.2 cm (4 in) and one 20.3 cm (8 in) hurdle for jump, 40.6 cm (16 in);
  - (e) two 10.2 cm (4 in) hurdles for jumps, 20.3 - 35.6 cm (8 - 14 in).

The highest hurdle shall be removed first when less than four hurdles are required.

## **8.23 The Bar Jump**

- 8.23.1 The Bar Jump shall consist of a bar between 5 and 6.4 cm (2 and 2-1/2 in) in diameter. It may be round or square with the four (4) edges rounded sufficiently to remove any sharpness. The bar shall be marked in alternate sections of black and white of about 7.6 cm (3 in) each. The bar shall be supported by two 1.2 m (4 ft) upright posts placed 1.5 m (5 ft) apart. The bar shall be adjustable in 2.5 cm (1 in) increments in height, from 10.2 cm (4 in) to 91 cm (36 in), and the jump shall be so constructed and positioned that the bar can be knocked off without disturbing the uprights. An unobtrusive connecting ground bar may be used between the posts for stability.

---

# **9 PRE-NOVICE CLASS**

---

## **9.1 Pre-Novice**

- 9.1.1 The Pre-Novice class is an elective class for exhibitors and earning the title is not a requirement for a dog to enter Novice classes.
- 9.1.2 The Pre-Novice class shall be for any dog of any recognized or listed breed, mixed breed or unrecognized breed that has not earned the title of PCD.
- 9.1.3 Dogs in this class may be handled by the owner or any other person.
- 9.1.4 A person may enter more than one dog in this class.
- 9.1.5 The same handler must handle each dog in all five exercises unless he has two or more dogs entered. In such cases, he must have an additional handler for each extra dog when they are judged together in the group exercise.
- 9.1.6 Only dogs that have not earned the title of CD may enter the Pre-Novice class.

---

## **9.2 Exercises & Scores**

9.2.1 The order of exercises shall be:

- (a) Heel on Leash;
- (b) Figure 8;
- (c) Sit for Examination;
- (d) Recall;
- (e) Group Sit or Down (judge's option).

9.2.2 The judge will post the choice of a Group Sit or Down at least 30 minutes before the start of the class and not more than one hour before the start of the trial. In future assignments, judges are required to randomize their choice so that each is used approximately the same number of times.

9.2.3 This class is scored qualify or non-qualify only. No numerical scores are awarded.

## **9.3 Pre-Novice Title (PCD)**

9.3.1 The CKC will permit the use of the letters PCD, signifying Pre-Companion Dog, to be used in connection with and after the name of each dog that has met the requirements for that title as hereinafter provided.

9.3.2 To be permitted to use the title of Pre-Companion Dog a dog must:

- (a) be registered with the CKC, or have an Event Registration Number (ERN), a Performance Event Number (PEN) or Canine Companion Number (CCN), or if listed in the miscellaneous list, a Miscellaneous Certification Number (MCN);
- (b) qualify in each of the five (5) exercises at three (3) obedience trials held under these rules;
- (c) qualify three (3) times under at least two (2) different judges in the Pre-Novice class.

9.3.3 When the foregoing requirements for the title Pre-Companion Dog are fully met, the owner (who must be recorded as owner in the records of the CKC) shall be entitled to a certificate issued by the CKC certifying that the title has been earned at approved trials held under CKC regulations.

## **9.4 Extra Commands or Signals**

9.4.1 A dog that in the judge's opinion, would have failed to do the principal designated feature of any exercise had the handler not given extra commands or signals that are not permitted shall not qualify in that particular exercise.

---

## 9.5 Heel on Leash

- 9.5.1 The principal feature of this exercise is the ability of the dog and the handler to work as a team.
- 9.5.2 The orders for this exercise are: “Are you ready?”, “Forward,” “Halt,” “Right turn,” “Left turn,” “About-turn,” “Slow,” “Normal,” “Fast” and “Exercise finished.” They may be given in any sequence and may be repeated more than once.
- 9.5.3 In the Pre-Novice class, the handler shall enter the ring with his dog on a loose leash and stand at the start position, with the dog sitting in heel position. On the judge’s order, the handler may give a command or signal to heel, and start walking briskly with the dog on a loose leash. The dog shall walk close to the left side of the handler without forging, lagging or crowding, permitting the handler freedom of motion at all times. At each order to halt, the handler will stop and the dog should sit smartly at heel. The handler may give the dog a verbal command to sit. It is permissible after each halt, before moving again, for the handler to give the command or signal to heel.
- 9.5.4 Handlers are permitted to give a maximum of two (2) extra commands to heel provided, in the judge’s opinion, the dog would have qualified without them.
- 9.5.5 Handlers are permitted to give moderate verbal encouragement while heeling.
- 9.5.6 When executing the slow and fast paces, handler and dog must significantly change pace from normal.
- 9.5.7 When executing the about-turn, the handler will always do a right about-turn.
- 9.5.8 No dog shall qualify that is unmanageable or whose handler constantly controls the dog’s performance by tugging on the leash, constantly adapts pace to that of the dog, gives more than two additional commands or signals to heel or gives excessive verbal encouragement.

## 9.6 Figure 8

- 9.6.1 The principal feature of this exercise is the ability of the dog and the handler to work as a team.
- 9.6.2 The orders for this exercise are: “This is the Figure 8 exercise. You may go in either direction. Are you ready?”, “Forward,” “Halt” and “Exercise finished.”
- 9.6.3 In the Figure 8 exercise, the handler will stand with the dog sitting in heel position facing the judge, midway between the two stewards, who will stand about 3.7 m (12 ft) apart. The handler may go around either steward first. On the judge’s order, the handler, with the dog on a loose leash, shall go twice completely around the Figure 8 with one halt at the end of the exercise. The handler may give the dog a verbal command to sit.
-



- 
- 9.6.4 Handlers are permitted to give a maximum of two (2) extra commands to heel provided, in the judge's opinion, the dog would have qualified without them.
  - 9.6.5 Handlers are permitted to give moderate verbal encouragement while heeling.
  - 9.6.6 No dog shall qualify that is unmanageable or whose handler constantly controls the dog's performance by tugging on the leash, constantly adapting pace to that of the dog, giving more than two (2) additional commands or signals to heel or giving excessive verbal encouragement.

## **9.7 Sit for Examination**

- 9.7.1 The principal feature of this exercise is that the dog sit where left before and during the examination and show no shyness, resentment or aggression.
- 9.7.2 The orders for this exercise are: "Are you ready?", "Sit your dog for examination and leave when ready," "Back to your dog" and "Exercise finished."
- 9.7.3 On the judge's order, the handler will command and/or signal his dog to sit and, without further order, command and/or signal the dog to stay, walk away in front of the dog to the end of a 1.8 m (6 ft) leash, turn and face the dog. The leash shall be held clear of the floor when the handler is in position.
- 9.7.4 The judge will approach the dog from the front and touch its head only. On the judge's order, the handler will return by walking around behind the dog to heel position.
- 9.7.5 The dog shall remain in a sitting position until the judge says "Exercise finished."
- 9.7.6 The scoring of this exercise shall not start until the handler has given the command and/or signal to stay.
- 9.7.7 No additional commands or encouragement are permitted during this exercise.
- 9.7.8 No dog shall qualify that stands, lies down or moves away from the place where left either before or during the examination or displays shyness, resentment or aggression at any time.

## **9.8 Recall**

- 9.8.1 The principal features of this exercise are that the dog stay where left, come promptly to the handler when called and allow the handler to clip the leash onto the collar.
- 9.8.2 The orders for this exercise are: "Are you ready?", "Leave your dog," "Call your dog," "Put your leash on" and "Exercise finished."

- 
- 9.8.3 In preparation for the Recall exercise, the handler will remove the leash from the dog's collar and either hold it in one hand or place it around his neck.
- 9.8.4 On the judge's order, the handler will give the dog a command and/or signal to stay in the sitting position, leave the dog, walk about 6 m (20 ft), turn and face the dog with his hands hanging naturally at his sides. On the judge's order, the handler will call or signal the dog, which should come straight in at a brisk pace and sit in front of the handler. The handler may command the dog to sit. On the judge's order, the handler, without excessive bending or stretching or moving either foot, will clip the leash back on the dog. The dog should remain sitting until the judge says "Exercise finished."
- 9.8.5 The handler may give the dog verbal encouragement once it has reached the halfway point in the recall provided that, in the judge's opinion, the dog would have qualified without it.
- 9.8.6 No dog shall qualify that fails to stay where it is left until called, receives an additional command or signal to stay after the handler leaves, fails to come on the first command or signal or does not come close enough for the handler to clip the leash on without excessive stretching or bending or moving either foot.

## **9.9 Group Sit or Down Exercise**

- 9.9.1 The judge will choose either a sit or down position for this exercise for all of the dogs in a class.
- 9.9.2 The principal feature of this exercise is for the dog to stay in the specified position until the handler returns to the heel position.
- 9.9.3 The orders for this exercise are: "Are you ready?", "Sit your dogs" or "Down your dogs," "Leave your dogs," "Back to your dogs," "Exercise finished. Maintain control of your dogs."
- 9.9.4 *(122-09-24)* All dogs in the class that are eligible to compete in the group exercise will do so together. If, however, there are more than five (5) dogs competing they will be split into groups of not more than five (5).
- 9.9.5 *(122-09-24)* Handlers will enter the ring with their dogs on a 1.8m (6 ft) leash and line up in a straight line in catalogue order, at least 1.8 m (6 ft) apart, where the judge indicates. Armbands will remain on the handler's left arm.
- 9.9.6 *(122-09-24)* On the judge's orders, the handlers shall sit or down their dogs, give the command and/or signal to stay, immediately leave their dogs, walk forward to the end of their leash, without jerking or tightening the leash, turn and face their dogs. The leash must remain slack throughout the entire exercise and must be held at waist level or below.
- 9.9.7 The judging of this exercise will not start until the judge orders the handlers to "Leave your dogs."

- 
- 9.9.8 The judge shall take a position in the ring where both the dogs and handlers can be observed. Thirty seconds after giving the order to “Leave your dogs,” the judge will order the handlers to return promptly to their dogs, each walking around behind his own dog to the heel position. The dogs should not move from the required sit or down position until the judge says “Exercise finished.”
- 9.9.9 No additional commands or encouragement are permitted during this exercise.
- 9.9.10 No dog shall qualify that, at any time during the exercise, moves a substantial distance from the place it was left, moves toward another dog, barks or whines unreasonably or fails to remain in the required sit or down position until the handler has returned to heel position or whose handler jerks or tightens the leash in an attempt to keep the dog in position.  
*(122-09-24)*
- 

## **10 NOVICE CLASS**

---

### **10.1 Novice A**

- 10.1.1 The Novice A class shall be for any dog of any recognized or listed breed, mixed breed or unrecognized breed that has not earned the title of CD.
- 10.1.2 Only one dog per handler is allowed in this class, and that person must handle the dog in all exercises.
- 10.1.3 The handler of any dog in this class must be the owner, co-owner or a member of their immediate families, and must be eligible to handle under Section 10.1.4.
- 10.1.4 No person who has exhibited a dog that has earned a CDX title shall be allowed to handle a dog in this class.  
*(12-05-20)*
- 10.1.5 When a dog is wrongfully entered in this class, any score awarded will be cancelled.

### **10.2 Novice B**

- 10.2.1 The Novice B class shall be for any dog of any recognized or listed breed, mixed breed or unrecognized breed that has not earned the title of CD.
- 10.2.2 Dogs in this class may be handled by the owner or any other person.
- 10.2.3 A person may enter more than one dog in this class.
- 10.2.4 The same handler must handle each dog in all seven (7) exercises unless he has two (2) or more dogs entered. In such cases, he must have an  
*(123-09-24)*
-

---

additional handler for each extra dog when they are judged together in the group exercises.

- 10.2.5 No dog may be entered in both the Novice A and Novice B class at any one trial.

### **10.3 Novice C**

- 10.3.1 The Novice C class shall be for any dog of any recognized or listed breed, mixed breed or unrecognized breed that has earned the title CD or any higher obedience titles.
- 10.3.2 Dogs in this class may be handled by the owner or any other person.
- 10.3.3 A person may enter more than one (1) dog in this class.
- 10.3.4 The same handler must handle each dog in all six (6) exercises unless he has two (2) or more dogs entered. In such cases, he must have an additional handler for each extra dog when they are judged together in the group exercises.
- 10.3.5 Dogs may compete in the Novice C class indefinitely.
- 10.3.6 Scores earned by dogs entered in the Novice C class are not eligible for High in Trial and do not qualify a dog for any title.
- 10.3.7 Dogs may be entered in the Novice C class in addition to any other official or unofficial classes for which they are eligible.

### **10.4 Exercises & Scores**

- 10.4.1 The order of exercises and scores shall be:

*(124-09-24)*

(a) Heel on Leash and Figure 8	40 points
(b) Stand for Examination	30 points
(c) Heel Free	40 points
(d) Recall	30 points
(e) Sit Stay - Get Your Leash	20 points
(f) Group Sit	20 points
(g) Group Down	20 points
Maximum Total Score	200 points

### **10.5 Companion Dog Title (CD)**

- 10.5.1 The CKC will permit the use of the letters CD, signifying Companion Dog, to be used in connection with and after the name of each dog that has met the requirements for that title as hereinafter provided.
- 10.5.2 To be permitted to use the title Companion Dog a dog must:
- (a) be registered with the CKC, or have an Event Registration Number (ERN), a Performance Event Number (PEN) or a Canine

---

Companion Number (CCN), or if listed in the miscellaneous list, a Miscellaneous Certification Number (MCN);

- (b) earn a qualifying score of more than 50% of the available points in each of the six (6) exercises and a total score of 170 or more points in the Novice Class at three (3) obedience trials held under these rules;
- (c) earn three (3) qualifying scores under at least two (2) different judges in the Novice A and/or B class.

10.5.3 When the foregoing requirements for the title Companion Dog are fully met, the owner (who must be recorded as owner in the records of the CKC) shall be entitled to a certificate issued by the CKC certifying that the title has been earned at approved trials held under CKC rules.

## **10.6 Heel on Leash & Figure 8**

10.6.1 The principal feature of this exercise is the ability of the dog and the handler to work as a team.

10.6.2 The orders for this exercise are: "Forward," "Halt," "Right turn," "Left turn," "About turn," "Slow," "Normal," "Fast," "Exercise finished." They may be given in any sequence and may be repeated more than once. The orders for the Figure 8 are "Forward" and "Halt."

10.6.3 In the Novice classes, the handler shall enter the ring with the dog on a loose leash and stand at the start position, with the dog sitting in heel position. On the judge's order, the handler may give the command or signal to heel, and will start walking briskly with the dog on a loose leash. The dog shall walk close to the handler's left side, without forging, lagging or crowding, permitting the handler freedom of motion at all times. At each order to halt, the handler will stop and the dog should sit smartly at heel without command or signal. It is permissible after each halt, before moving again, for the handler to give the command or signal to heel.

10.6.4 Any tightening or jerking of the leash or any act, signal or command, which in the opinion of the judge gives the dog unnecessary or unfair assistance, shall be penalized, even to the point of non-qualifying.

10.6.5 When executing the slow and fast paces, the handler and dog must significantly change pace from normal.

10.6.6 When executing the about-turn, the handler will always do a right about-turn.

10.6.7 After the completion of the heel portion of the exercise, the judge will order "Exercise finished" prior to the start of the Figure 8 exercise.

10.6.8 In the Figure 8 exercise, the handler will stand with the dog sitting in heel position facing the judge, midway between the two (2) stewards, who will stand about 2.5 m (8 ft) apart. The handler may go around either steward first. On the judge's order, the handler with the dog on a loose leash shall go twice completely around the Figure 8 with at least one (1) halt during and another at the end of the exercise.

- 
- 10.6.9 No dog shall qualify that is unmanageable, or whose handler constantly controls the dog's performance by tugging on the leash, constantly adapts their pace to that of the dog or gives more than one additional command or signal to heel.
  - 10.6.10 Substantial deductions shall be given for an additional command or signal to heel, failure of the dog or handler to significantly change pace for fast or slow, failure to sit at a halt or failure to complete at least 3/4 of the Figure 8.
  - 10.6.11 Substantial or minor deductions shall be given for poor sits, lagging, heeling wide, forging, crowding, occasional leash control, or failure of the handler to walk at a brisk normal pace, or any other imperfections in heeling.

## **10.7 Stand for Examination**

- 10.7.1 The principal feature of this exercise is that the dog stand where left before and during the examination and show no shyness, resentment or aggression.
- 10.7.2 The orders for this exercise are: "Stand your dog and leave when ready," "Back to your dog" and "Exercise finished."
- 10.7.3 On completion of the Figure 8 exercise, the handler will remove the leash and give it to a steward, who will place it on chair, small table or leash holder just inside the ring entrance.
- 10.7.4 On the judge's order, the handler will stand and/or pose his dog. The method by which the dog is made to stand or pose is optional. The handler may take any reasonable time in posing the dog, then without further order from the judge will give the command and/or signal to stay, walk straight forward about 1.8 m (6 ft), turn and face the dog.
- 10.7.5 The judge will approach the dog from the front and touch the dog's head, withers and hindquarters only. On the judge's order, the handler will return by walking around behind the dog to heel position.
- 10.7.6 The dog should remain in a standing position until the judge says "Exercise finished."
- 10.7.7 The scoring of this exercise will not start until the handler has given the command and/or signal to stay except for such things as rough treatment of the dog by its handler or active resistance by the dog to its handler's attempts to make it stand.
- 10.7.8 No dog shall qualify that sits, lies down or moves away from the place where left, either before or during the examination, or displays shyness, resentment or aggression at any time.
- 10.7.9 Substantial or minor deductions, depending on the circumstances, shall be given for any handler who backs away from his dog, is not approximately 1.8 m (6 ft) from the dog during the examination, and for any dog that actively resists the handler's attempt to make it stand, moves its feet or sits or lies down after the examination but before the judge says "Exercise finished."

---

## 10.8 Heel Free

- 10.8.1 The orders and scoring for this exercise shall be the same as for the Heel on Leash. This exercise shall be done in the same manner as the Heel on Leash except that there shall be no Figure 8 and the dog is off leash.

## 10.9 Recall

- 10.9.1 The principal feature of this exercise is that the dog stay where it is left and come promptly to the handler when called.
- 10.9.2 The orders for this exercise are: "Leave your dog," "Call your dog," "Finish" and "Exercise finished."
- 10.9.3 On the judge's order, the handler will command and/or signal the dog to stay in the sitting position. The handler will then walk about 12.2 m (40 ft) and turn to face the dog, standing with his arms and hands hanging naturally at his sides. On the judge's order or signal, the handler will call or signal the dog, which should come straight in at a brisk pace and sit straight in front of the handler, close enough so that he can readily touch the dog's head without excessive bending or stretching or moving either foot. On the judge's order, the handler will command or signal the dog to go to heel. The manner in which the dog finishes is optional.
- 10.9.4 No dog shall qualify that fails to stay where it is left until called, receives an additional command or signal to stay after the handler leaves, fails to come on the first command or signal, or does not come close enough for the handler to touch the dog's head without excessive bending, or stretching or moving either foot.
- 10.9.5 Substantial deductions shall be given for a second command or signal to stay before the handler leaves, for a dog standing or lying down instead of waiting in the sit position, responding slowly to coming, failing to sit in front or finish, or for a handler giving an extra command or signal to sit or finish.  
*(39-03-23)*
- 10.9.6 Substantial or minor deductions shall be given, depending on the circumstances, for failing to come at a brisk pace, sitting out of easy reach, poor sit or finish, for interfering with the handler, or sitting between the handler's feet.

## 10.10 Sit Stay – Get Your Leash *(125 -09-24)*

- 10.10.1 The principal feature of this exercise is for the dog to stay in the sit position until the handler returns to the heel position.
- 10.10.2 The orders for this exercise are: "Sit your dog," "Leave your dog to get your leash," "Back to your dog," "Exercise finished. Put your leash on."
- 10.10.3 Prior to the start of judging, the judge will indicate to the ring steward where to place the leash. The ring steward will place the leash in the designated spot after the Heel on Leash & Figure 8 exercise. The leash will be placed on a chair, small table or leash holder just inside the ring entrance.

- 
- 10.10.4 The handler will stand with the dog sitting in heel position in a place designated by the judge, approximately 9.1 m (30 ft) from the ring entrance. The handler and dog will be positioned facing the direction of the ring entrance.

On the judge's order to "Leave your dog to get your leash," the handler will command and/or signal the dog to stay and walk directly to the place where their leash has been placed.

The handler will pick up their leash, turn, stop and face the dog and wait for the judge's order, "Back to your dog." The handler will return to the dog, walking around and behind the dog to return to the heel position. The dog should remain sitting until the judge says, "Exercise finished."

- 10.10.5 No dog shall qualify that, at any time during the exercise, moves a substantial distance from the place it was left, fails to remain in the sit position until the handler returns to the heel position, or barks or whines unreasonably.
- 10.10.6 A substantial deduction shall be given for a dog that stands or lies down after the handler has returned to heel position but before the judge has said "Exercise finished."
- 10.10.7 Substantial or minor deductions, depending on the circumstances, shall be given for a handler who touches the dog or its collar to get it into the sit position or for a dog that occasionally barks or whines or for a minor move from position.

## **10.11 Group Sit and Down Exercises** *(126-09-24)*

- 10.11.1 The principal features of these exercises are for the dog to stay and to remain in the sit or down position, whichever is required by the particular exercise, until the handler has returned.
- 10.11.2 The orders for the Group Sit exercise are: "Sit your dogs," "Leave your dogs," "Back to your dogs," "Exercise finished. Maintain control of your dogs."
- 10.11.3 The orders for the Group Down exercise are: "Down your dogs," "Leave your dogs," "Back to your dogs," "Exercise finished. Maintain control of your dogs."
- 10.11.4 All dogs in a class that are eligible to compete in the group exercises will *(126-09-24)* do so together. If, however, there are more than five (5) dogs competing, they will be split into groups of not more than five (5).
- 10.11.5 When the Novice A, B and/or C classes are judged by the same judge, *(40-03-23)* the classes may be combined.
- 10.11.6 Handlers will enter the ring with their dogs on a 1.8 m (6 ft) leash and *(126-09-24)* line up in catalogue order at least 1.8 m (6 ft) apart, where the judge indicates. Armbands will remain on the handler's left arm.



- 
- 10.11.7 On the judge's orders, the handlers shall sit their dogs and then command and/or signal their dogs to stay, immediately walk forward to the end of their leash, without jerking or tightening the leash turn, and face their dogs. The leash must remain slack throughout the entire exercise and must be held at waist level or below.  
*(126-09-24)*
- 10.11.8 The judge shall take a position in the ring where both the dogs and handlers can be observed. One (1) minute after giving the order to "Leave your dogs," the judge will order the handlers to return promptly to their dogs, each walking around behind his own dog to the heel position. The dogs should not move from the sitting position until the judge says "Exercise finished."
- 10.11.9 The Group Down is executed in the same manner as the Group Sit *(126-09-24)* except that instead of sitting the dogs, the handlers, on orders from the judge, shall down their dogs using a command and/or signal. The time for this exercise shall be one (1) minute. The dog should stay in the down position until after the judge says "Exercise finished. Maintain control of your dogs."
- 10.11.10 The scoring of these exercises will not start until the judge orders the handlers to sit or down their dogs.
- 10.11.11 No dog shall qualify that, at any time during the exercise, moves a substantial distance from the place it was left, moves toward another dog, barks or whines unreasonably, or fails to remain in the sitting or down position (whichever is required by the particular exercise) until the handler has returned to the heel position or whose handler jerks or tightens the leash in an attempt to keep the dog in position.  
*(126-09-24)*
- 10.11.12 A substantial deduction shall be given for a handler who repositions his dog after the dog is in the sit or down position or for a dog that sits, stands or lies down after the handler has returned to the heel position but before the judge has said "Exercise finished."
- 10.11.13 Substantial or minor deductions, depending on the circumstances, shall be given for a handler who touches the dog or its collar to get it into the sit or down position, inadvertently jerks or tightens the leash, or for a dog that occasionally barks or whines or for a minor move from position.  
*(126-09-24)*
- 

## **11 NOVICE INTERMEDIATE CLASS**

---

### **11.1 Novice Intermediate**

- 11.1.1 The Novice Intermediate class is an elective class for exhibitors and earning the title is not a requirement for a dog to enter the Open classes.
- 11.1.2 The Novice Intermediate class shall be for any dog of any recognized or listed breed, mixed breed or unrecognized breed that has earned a CD or any higher obedience trial titles.
-

- 
- 11.1.3 Dogs in this class may be handled by the owner or any other person.
  - 11.1.4 A person may enter more than one (1) dog in this class.
  - 11.1.5 The same handler must handle each dog in all six (6) exercises.
  - 11.1.6 Dogs may compete in the Novice Intermediate class indefinitely.
  - 11.1.7 Scores earned by dogs competing in this class are not eligible for High in Trial.
  - 11.1.8 Dogs may be entered in the Novice Intermediate class in addition to any other official or unofficial classes for which they are eligible.

## **11.2 Exercises & Scores**

- 11.2.1 The order of exercises and scores shall be:
  - (a) Heel Free & Figure 8 40 points
  - (b) Stand for Examination 30 points
  - (c) Drop from Heel 35 points
  - (d) Recall Holding Dumbbell 30 points
  - (e) Recall over High Jump 40 points  
Holding Dumbbell
  - (f) Recall over Broad Jump 25 points
  - Maximum Total Score 200 points

## **11.3 Companion Dog Intermediate Title (CDI)**

- 11.3.1 The CKC will permit the use of the letters CDI, signifying Companion Dog Intermediate, to be used in connection with and after the name of each dog that has met the requirements for that title as hereinafter provided.
- 11.3.2 To be permitted to use the title Companion Dog Intermediate a dog must:
  - (a) be registered with the CKC, or have an Event Registration Number (ERN), a Performance Event Number (PEN) or a Canine Companion Number (CCN), or if listed in the miscellaneous list, a Miscellaneous Certification Number (MCN);
  - (b) earn a qualifying score of more than 50% of the available points in each of the six (6) exercises and a total score of 170 or more points in the Novice Intermediate class at three (3) obedience trials held under these regulations;
  - (c) earn three (3) qualifying scores under at least two (2) different judges in the Novice Intermediate class.
- 11.3.3 When the foregoing requirements for the title Companion Dog Intermediate are fully met, the owner (who must be recorded as owner in the records of the CKC) shall be entitled to a certificate issued by the CKC

---

certifying that the title has been earned at approved trials held under CKC regulations.

#### **11.4 Heel Free & Figure 8**

- 11.4.1 The principal features are the same as in the Novice Heel on Leash exercise except that it is performed off leash.
- 11.4.2 The orders and scoring for this exercise shall be the same as for the Heel on Leash and Figure 8 in Novice.
- 11.4.3 All penalties listed under the Novice Heel on Leash shall apply.

#### **11.5 Stand for Examination**

- 11.5.1 The principal features are the same as in the Novice Stand for Examination exercise.
- 11.5.2 The orders and scoring for this exercise shall be the same as for the Stand for Examination in Novice except the judge will approach from the front to examine the dog as in conformation, but shall not open the dog's mouth or touch the dog's testicles or tail.
- 11.5.3 All penalties listed under the Novice Stand for Examination shall apply.

#### **11.6 Drop from Heel**

- 11.6.1 The principal features of this exercise are that the dog heel as described for the Heel Free exercise, immediately respond to the handler's command and/or signal to drop, remain down until called, and come promptly to the handler when called.
- 11.6.2 The orders for this exercise are: "Forward," "Drop your dog," "Leave your dog," "Call your dog," "Finish" and "Exercise finished."
- 11.6.3 On the judge's order, the handler will command or signal the dog to heel forward at a normal pace. After the handler has proceeded about 6 m (20 ft), on the judge's order, the handler will command and/or signal the dog to drop. On further order from the judge, the handler will give the dog the command and/or signal to stay in the down position. The handler will then walk to the end of the ring and turn to face the dog. On the judge's order or signal, the handler will command or signal the dog to come and complete the exercise as in the Novice Recall.
- 11.6.4 No dog shall qualify that anticipates the drop, does not drop completely to the down position on a single command and/or signal, or for a dog that does not remain in the down position until called or signalled to come.
- 11.6.5 Substantial or minor deductions, depending on the circumstances, shall be made for a slow response to the handler's command and/or signal to drop or for delay or slowness in response to the recall.

- 
- 11.6.6 All penalties listed under the Novice Recall and Heel Free Exercises shall also apply.

## **11.7 Recall Holding the Dumbbell**

- 11.7.1 The principal features of this exercise are that the dog take the dumbbell, stay where left, and come promptly to the handler with the dumbbell when called.
- 11.7.2 The orders for this exercise are: “Give the dumbbell,” “Leave your dog,” “Call your dog,” “Take it,” “Finish” and “Exercise finished.”
- 11.7.3 The dumbbell shall be as described in Section 12.9.3.
- 11.7.4 On the judge’s order, the handler, holding the dumbbell directly in front of the dog, will command the dog to take the dumbbell. On further order from the judge, the handler will command and/or signal the dog to stay. The handler will then walk about 12.2 m (40 ft) and turn to face the dog. On the judge’s order, the handler will call or signal the dog to come at a brisk pace, holding the dumbbell without mouthing or playing. On the judge’s order to take it, the handler will give a command and take the dumbbell. The finish will be executed as in the Novice Recall.
- 11.7.5 No dog shall qualify that fails to take the dumbbell on the first command or fails to bring and give up the dumbbell.
- 11.7.6 Substantial or minor deductions, depending on the circumstances, shall be made for mouthing, playing with or dropping the dumbbell or for the handler having to stretch forward to take the dumbbell.
- 11.7.7 All penalties listed under the Novice Recall shall also apply.

## **11.8 Recall over High Jump Holding the Dumbbell**

- 11.8.1 The principal features of this exercise are that the dog take the dumbbell, stay where left, jump the high jump and come promptly to the handler with the dumbbell when called.
- 11.8.2 The orders for this exercise are: “Give the dumbbell,” “Leave your dog,” “Call your dog,” “Take it,” “Finish” and “Exercise finished.”
- 11.8.3 The Recall over High Jump Holding the Dumbbell is executed in the same manner as the Recall Holding the Dumbbell except that the dog must jump the high jump. The handler will stand with the dog sitting in heel position a minimum of 2.5 m (8 ft) from the high jump. The high jump shall be as nearly as possible the height of the dog at the withers. (See Appendix F for a list of breed and age exceptions, and Appendix G for measurements.)
- 11.8.4 On the judge’s order, the handler will command the dog to take the dumbbell. On further order from the judge, the handler will command and/or signal the dog to stay, walk around the jump to a position in the

---

centre of and a distance of at least 2.5 m (8 ft) beyond the jump and turn to face the dog. On the judge's order, the handler will command or signal the dog to jump holding the dumbbell. The dog will clear the jump without touching it and return to the handler with the dumbbell. On the judge's order to take it, the handler will give a command and take the dumbbell. The finish will be executed as in the Novice Recall.

- 11.8.5 No dog shall qualify that fails to go over the high jump on the first command or signal, climbs the jump or uses the top of the jump as an aid in going over.
- 11.8.6 Substantial or minor deductions shall be given, depending on the circumstances, for the dog touching the jump.
- 11.8.7 All penalties listed under the Novice Recall and Novice Intermediate Recall Holding the Dumbbell shall also apply.

## **11.9 Recall over Broad Jump**

- 11.9.1 The principal features of this exercise are that the dog stay where left and jump promptly on command or signal.
- 11.9.2 The orders for this exercise are: "Leave your dog," "Call your dog," "Finish" and "Exercise finished."
- 11.9.3 The handler will stand with the dog sitting in heel position at least 2.5 m (8 ft) from the jump. The jump shall be spaced so as to cover a distance equal to twice the height of the high jump, as set for the particular dog, with the low side of each hurdle and the lowest hurdle nearest the dog.
- 11.9.4 On the judge's order, the handler will command and/or signal the dog to stay, walk around the jump to a position in the centre of and a distance of at least 2.5 m (8 ft) beyond the jump and turn to face the dog. On the judge's order, the handler will command or signal the dog to jump. The dog will clear the entire width of the broad jump without touching it and return to the handler. The finish will be executed as in the Novice Recall.
- 11.9.5 No dog shall qualify that fails to stay until commanded or signalled to jump, is given a second command to stay after the handler leaves, refuses to jump on the first command or signal, walks over any part of the jump, or fails to clear the full distance.
- 11.9.6 Substantial or minor deductions shall be given, depending on the circumstances, for touching the jump.
- 11.9.7 All penalties listed under the Novice Recall shall also apply.

---

## **12 OPEN CLASS**

---

### **12.1 Open Classes**

12.1.1 There are two (2) Open classes: Open A and Open B.

*(116-09-24)*

12.1.2 No dog may be entered in more than one Open class at any one trial.

### **12.2 Open A** *(127-09-24)*

12.2.1 The Open A class shall be for any dog of any recognized or listed breed, mixed breed or unrecognized breed that has earned the title of CD but has not earned the title of CDX.

12.2.2 The handler of any dog in this class must be the owner, co-owner or a member of their immediate families.

12.2.3 Only one (1) dog per handler is allowed in this class and that person must handle the dog in all exercises.

12.2.4 Any person who has exhibited a dog that has earned an OTCH title may not handle a dog in this class.

*(12-05-20)*  
*(41-03-23)*

12.2.5 When a dog is wrongfully entered in this class, any score awarded will be cancelled.

### **12.3 Open B** *(128-09-24)*

12.3.1 The Open B class shall be for any dog of any recognized or listed breed, mixed breed or unrecognized breed that has earned the title of CD.

12.3.2 Dogs that have earned the title of CDX or any higher obedience titles may enter in the Open B class. A dog may also be entered in the Utility class in the same trial.

12.3.3 Dogs in this class may be handled by the owner or any other person.

12.3.4 A person may enter or handle more than one (1) dog in this class.

12.3.5 The same handler must handle each dog in all seven (7) exercises.

*(128-09-24)*

12.3.6 Prior to the start of judging, the judge will choose which of the six (6) numbered routines is to be performed. These choices will not be disclosed to exhibitors until they are posted at ring side at least 30 minutes before the start of each class and never more than one hour before the start of the trial. In future assignments, judges are required to alternate the six (6) routines so they will be used approximately the same number of times.

---

## 12.4 Exercises and Scores (129-09-24)

12.4.1 The order of exercises and scores for Open A will be: (129-09-24)

	EXERCISE	PTS
a)	Heel Free & Figure 8	40
b)	Drop on Recall	30
c)	Retrieve on Flat	25
d)	Retrieve over High Jump	35
e)	Broad Jump	20
f)	Change of Positions (a)	30
g)	Sit, Down or Stand Stay - Walk Around - Get Your Leash	20
	Maximum Total Score	200

12.4.2 The various routines for Open B shall be as listed here. The points and total (129-09-24) scores will be the same as for Open A.

Routine #	Exercises	Routine #	Exercises
1	a) Heel Free & Figure 8	2	a) Change of Positions (b)
	b) Drop on Recall		b) Broad Jump
	c) Retrieve on Flat		c) Retrieve over High Jump
	d) Retrieve over High Jump		d) Retrieve on Flat
	e) Broad Jump		e) Drop on Recall
	f) Change of Positions (a)		f) Figure 8 & Heel Free
3	g) Sit, Down or Stand Stay - Walk Around - Get Your Leash	4	g) Sit, Down or Stand Stay - Walk Around - Get Your Leash
	a) Retrieve on Flat		a) Drop on Recall
	b) Change of Positions (c)		b) Heel Free & Figure 8
	c) Drop on Recall		c) Change of Positions (d)
	d) Retrieve over High Jump		d) Retrieve over High Jump
	e) Broad Jump		e) Broad Jump
	f) Figure 8 & Heel Free		f) Retrieve on Flat
	g) Sit, Down or Stand Stay - Walk Around - Get Your Leash		g) Sit, Down or Stand Stay - Walk Around - Get Your Leash

5	a) Retrieve over High Jump	6	a) Broad Jump
	b) Drop on Recall		b) Figure 8 & Heel Free
	c) Figure 8 & Heel Free		c) Drop on Recall
	d) Change of Positions (e)		d) Retrieve over High Jump
	e) Retrieve on Flat		e) Change of Positions (f)
	f) Broad Jump		f) Retrieve on Flat
	g) Sit, Down or Stand Stay - Walk Around - Get Your Leash		g) Sit, Down or Stand Stay - Walk Around - Get Your Leash

12.4.3 The judge will post the choice of sit, down or stand position for the Sit, Down or Stand Stay – Walk Around – Get Your Leash Exercise at least 30 minutes before the start of the class and not more than one hour before the start of the trial. In future assignments, judges are required to randomize their choice so that each position is used approximately the same number of times.

## 12.5 Companion Dog Excellent Title (CDX)

12.5.1 The CKC will permit the use of the letters CDX, signifying Companion Dog Excellent, to be used in connection with and after the name of each dog that has met the requirements for that title as hereinafter provided.

12.5.2 To be permitted to use the title Companion Dog Excellent a dog must:

- (a) be registered with the CKC, or have an Event Registration Number (ERN), a Performance Event Number (PEN) or a Canine Companion Number (CCN), or if listed in the miscellaneous list, a Miscellaneous Certification Number (MCN);
- (42-03-23) (131-09-24) (b) earn a qualifying score of more than 50% of the available points in each of the seven (7) exercises and a total score of 170 or more points in the Open A and/or Open B classes at three (3) obedience trials held under these regulations;
- (131-09-24) (c) earn three (3) qualifying scores under at least two (2) different judges in the Open A and/or Open B classes.

12.5.3 When the foregoing requirements for the title of Companion Dog Excellent are fully met, the owner (who must be recorded as owner in the records of the CKC) shall be entitled to a certificate issued by the CKC certifying that the title has been earned at approved trials held under CKC regulations.

## 12.6 Heel Free & Figure 8

12.6.1 The principal features are the same as in the Novice Heel on Leash exercise.



- 
- 12.6.2 The orders and scoring for this exercise shall be the same as for the Heel on Leash and Figure 8 in Novice except that it is performed off leash.
- 12.6.3 All penalties listed under the Novice Heel on Leash and Figure 8 shall apply.

## **12.7 Drop on Recall**

- 12.7.1 The principal features of this exercise, in addition to those listed in the Novice Recall, are that the dog immediately respond to the handler's command or signal to drop, and remain in the down position until called or signalled to come.
- 12.7.2 The orders for this exercise are: "Leave your dog," "Call your dog," "Drop your dog (judge will signal)," "Call your dog," "Finish," "Exercise finished."
- 12.7.3 On the judge's order, the handler will command and/or signal his dog to stay, leave the dog, walk about 12.2 m (40 ft), turn and face the dog. On order or signal from the judge, the handler will call or signal the dog, which must come straight in at a brisk pace. While the dog is in motion, on the judge's signal, the handler will command or signal the dog to drop. Upon further order or signal from the judge, the handler will call or signal the dog to come. The dog will complete the exercise as in the Novice Recall.
- 12.7.4 The dog will be judged on the promptness of its response to the command or signal to drop.
- 12.7.5 No dog shall qualify that anticipates the drop, does not drop completely to the down position on a single command or signal, or that drops but does not remain down until called or signalled to come.
- 12.7.6 Substantial or minor deductions, depending on the circumstances, shall be made for slow response to the handler's command or signal to drop, or for delay or slowness in response to either of the recalls.
- 12.7.7 All penalties listed under the Novice Recall shall also apply.

## **12.8 Retrieve on Flat**

- 12.8.1 The principal features of this exercise are that the dog retrieve the dumbbell on command or signal and return it to the handler.
- 12.8.2 The orders for this exercise are "Throw it," "Send your dog," "Take it," "Finish," "Exercise finished."
- 12.8.3 The dumbbell shall have a single bar and be made of any rigid or hard material other than metal and must be approved by the judge. It may be painted or varnished but shall have no decorations or attachments. The size of the dumbbell shall be proportionate to the size of the dog.

- 
- 12.8.4 On the judge's order, the handler will command and/or signal to the dog to stay and throw the dumbbell at least 6 m (20 ft). On the judge's order, the handler will command or signal to the dog to retrieve. The dog should retrieve the dumbbell at a brisk pace, return and sit in front of the handler, holding the dumbbell, without mouthing or playing. On the judge's order to take it, the handler may give a command and will take the dumbbell. The finish will be executed as in the Novice Recall.
- 12.8.5 If the dumbbell is thrown unsatisfactorily, the judge may require a re-throw.
- 12.8.6 No dog shall qualify that fails to go out on the first command or signal, anticipates the retrieve, fails to retrieve or fails to give up the dumbbell.
- 12.8.7 Substantial or minor deductions, depending on the circumstances, shall be made for slowness in going out or returning, slowness in picking up the dumbbell, mouthing or playing with the dumbbell, dropping the dumbbell or reluctance to release the dumbbell to the handler.
- 12.8.8 All penalties listed under the Novice Recall shall also apply.

## **12.9 Retrieve over High Jump**

- 12.9.1 The principal features of this exercise are that the dog, on command or signal, jump the high jump, retrieve the dumbbell and return over the jump to the handler.
- 12.9.2 The orders for this exercise are "Throw it," "Send your dog," "Take it," "Finish," "Exercise finished."
- 12.9.3 The Retrieve over High Jump is executed in the same manner as the Retrieve on Flat, except that the dog must jump the high jump. The handler must stand a minimum of 2.5 m (8 ft) from the high jump and remain in the same position throughout the exercise. The dumbbell must be thrown a distance of at least 2.5 m (8 ft) beyond the jump. The high jump shall be as nearly as possible the height of the dog at the withers. (See Appendix F for a list of breed and age exceptions, and Appendix G for measurements.)
- 12.9.4 No dog shall qualify that fails to go out over the high jump on the first command or signal, climbs the jump, uses the top of the jump as an aid in going over or fails to return over the jump.
- 12.9.5 Substantial or minor deductions shall be given, depending on the circumstances, for touching the jump.
- 12.9.6 All penalties listed under the Retrieve on Flat shall also apply.

## **12.10 Broad Jump**

- 12.10.1 The principal features of this exercise are that the dog stay where left and jump promptly on command or signal.

- 
- 12.10.2 The orders for this exercise are “Leave your dog,” “Send your dog,” “Finish,” “Exercise finished.”
- 12.10.3 The handler will stand with the dog sitting in heel position at least 2.5 m (8 ft) from the jump. The jump shall be spaced so as to cover a distance equal to twice the height of the high jump, as set for the particular dog, with the low side of each hurdle and the lowest hurdle nearest the dog.
- 12.10.4 On the judge’s order, the handler will give the dog the command and/or signal to stay and walk to a position facing the right side of the jump about .6 m (2 ft) from the jump, within the range of the first and last hurdle. On the judge’s order, the handler will command or signal the dog to jump. The dog should clear the entire width of the broad jump without touching it and, without further command or signal, return to a sitting position straight in front of the handler. The handler shall change position while the dog is in mid-air by executing a right turn. The finish will be executed as in the Novice Recall.
- 12.10.5 No dog shall qualify that fails to stay until commanded or signalled to jump, is given a second command to stay after the handler leaves, refuses to jump on the first command or signal, walks over any part of the jump or fails to clear the full distance.
- 12.10.6 Substantial or minor deductions shall be given, depending on the circumstances, for the handler standing too close to the jump, not turning while the dog is in mid-air, for the dog touching the jump or a poor return.
- 12.10.7 All penalties listed under the Novice Recall shall also apply.

## **12.11 Change of Positions**

- 12.11.1 The principal features of this exercise are that the dog stays where left, *(69-09-23)* responds correctly to each position change (as posted outside the ring) when signaled by the judge on one command and/or signal and remains in the final position until the handler has returned to heel position.
- 12.11.2 The required order of position changes shall be posted outside of the *(69-09-23)* ring and that order shall not be visible from inside the ring.
- 12.11.3 The judge will choose one of the six (6) routines listed in Section 12.4.2 *(132-09-24)* which will correspond with the change of positions listed below. The Open A class will only use sequence (a). The first position will be performed in heel position before the handler leaves the dog.

(a) Down - Sit - Stand - Down



(b) Stand - Down - Sit - Stand



(c) Down - Stand - Sit - Down



(d) Stand - Sit - Down - Stand



(e) Down - Sit - Down - Stand



(f) Stand - Down - Stand - Sit



- 12.11.4 The orders for this exercise are “Stand (or Down) your dog” (according to the sequence to be performed), “Leave your dog,” “Back to your dog” and “Exercise finished.”
- 12.11.5 The handler shall stand where indicated by the judge, which shall be about 1.8m (6 ft) behind a clearly marked line, with the dog sitting in heel position. On the judge’s orders, the handler will give the first position command and/or signal. On further order, the handler will give the command and/or signal to stay, walk straight forward about 3 m (10 ft) beyond the line, and turn to face the dog, standing with hands and arms hanging naturally at the sides. On specific signals from the judge, the handler shall command and/or signal the dog to assume the position ordered. Finally, the judge will order the handler to return by walking around behind the dog to heel position.
- 12.11.6 The dog should remain in the last position until the judge orders “Exercise finished.”
- 12.11.7 No dog shall qualify that fails to change position correctly after a single command and/or signal, hold that position until the next command and/or signal, remain in the final position until the handler has returned to heel position or steps over the 1.8 m (6 ft) line at any time.
- 12.11.8 Substantial or minor deductions, depending on the circumstances, shall be given for a dog that makes minor moves from the position commanded at any time or is slow to respond.

---

## **12.12 Sit, Down or Stand Stay – Walk Around – Get Your Leash**

*(133-09-24)*

- 12.12.1 The principal feature of this exercise is for the dog to stay in the position specified by the judge until the handler returns to the heel position with the leash.
- 12.12.2 The orders for this exercise are: “Sit your dog,” or “Down your dog,” or “Stand your dog,” “Leave your dog,” “Walk around your dog to get your leash,” “Back to your dog,” “Exercise finished. Put your leash on.”
- 12.12.3 Prior to the start of judging, the judge will indicate to the ring steward where to place the leash. The ring steward will place the leash in the designated spot after the handler and dog have entered the ring. The leash will be placed on a chair, small table or a leash holder immediately outside the ring entrance.
- 12.12.4 The handler will stand with the dog sitting in heel position in a place designated by the judge approximately 4.5 m (15 ft) from the ring entrance. The handler and dog will be positioned facing the direction of the ring entrance. The judge will ensure that the dog can keep the handler in its direct line of vision throughout the exercise.

On the judge’s order the handler will command and/or signal sit, down or stand their dog. On the order to “Leave your dog,” the handler will command and/or signal the dog to stay and walk forward about 4.5 m (15 ft), turn and face the dog and pause. On further order to “Walk around your dog to get your leash,” the handler will promptly walk back to their dog, walking around behind the dog and passing through heel position, without pausing or giving another signal or command, then continue to walk directly to the place where their leash has been placed.

The handler will pick up their leash, step back into the ring, stop and wait for the judge’s order, “Back to your dog.” The handler will return to the dog, walking around and behind the dog to the heel position. The dog should not move from the required sit, down or stand position until the judge says, “Exercise finished.”

- 12.12.5 No dog shall qualify that, at any time during the exercise, moves a substantial distance from the place it was left, barks or whines unreasonably or fails to remain in the required sit, down or stand position until the handler returns to the heel position, or if the handler gives an additional command or signal at any time after leaving the dog and before the exercise is finished.
- 12.12.6 A substantial deduction shall be given for a dog that changes from the required sit, down or stand position after the handler has returned to heel position but before the judges says, “Exercise finished.”
- 12.12.7 A Substantial or minor deduction, depending on the circumstances, shall be given for a dog that occasionally barks or whines, or for a minor move from position, or for a handler that hesitates or pauses at any time while walking around the dog.

---

## **13 UTILITY CLASS**

---

### **13.1 Utility A**

- 13.1.1 The Utility A class shall be for any dog of any recognized or listed breed, mixed breed or unrecognized breed that has earned the title of CDX but has not earned the title of OTCH.  
*(43-03-23)*
- 13.1.2 Any person who has exhibited a dog that has earned a MOTCH title may not handle dogs in this class.  
*(12-05-20)*
- 13.1.3 The handler of any dog in this class must be the owner, co-owner or a member of their immediate families.
- 13.1.4 Owners may enter more than one (1) dog in this class. The same person must handle the dog in all exercises.
- 13.1.5 When a dog is wrongfully entered in this class, any score awarded will be cancelled.

### **13.2 Utility B**

- 13.2.1 The Utility B class shall be for any dog of any recognized or listed breed, mixed breed or unrecognized breed that has earned the title of CDX or OTCH.  
*(44-03-23)*
- 13.2.2 Dogs in this class may be handled by the owner or any other person.
- 13.2.3 Owners may enter more than one (1) dog in this class. The same person must handle the dog in all exercises.
- 13.2.4 No dog may be entered in both the Utility A and Utility B classes at any one trial.
- 13.2.5 Prior to the start of judging, the judge will choose which of the six (6) numbered routines will be performed. This choice will not be disclosed to exhibitors until it is posted at ring side at least 30 minutes before the start of the class and never more than one hour before the start of the trial. In future assignments, judges are required to alternate the six (6) routines so that each will be used approximately the same number of times.

### **13.3 Exercises & Scores for Utility A**

- 13.3.1 The order of exercises and scores shall be:
- |   |           |
|---|-----------|
| (a) Seek Back                             | 30 points |
| (b) Scent Discrimination<br>Article No. 1 | 30 points |
| (c) Scent Discrimination<br>Article No. 2 | 30 points |

---

(d) Signal Exercise	40 points
(e) Moving Stand	30 points
(f) Directed Jumping	40 points
Maximum Total Score	200 points

### 13.4 Exercises & Scores for Utility B

13.4.1 The various routines shall be as listed here. The points and total scores will be the same as for Utility A.

#### UTILITY 1

- (a) Seek Back
- (b) Scent  
Discrimination  
Article No.1
- (c) Scent  
Discrimination  
Article No. 2
- (d) Signal Exercise
- (e) Moving Stand
- (f) Directed Jumping

#### UTILITY 3

- (a) Directed Jumping
- (b) Moving Stand
- (c) Seek Back
- (d) Scent  
Discrimination  
Article No.1
- (e) Scent  
Discrimination  
Article No. 2
- (f) Signal Exercise

#### UTILITY 5

- (a) Moving Stand
- (b) Directed Jumping
- (c) Signal Exercise
- (d) Seek Back
- (e) Scent  
Discrimination  
Article No.1
- (f) Scent  
Discrimination  
Article No. 2

#### UTILITY 2

- (a) Signal Exercise
- (b) Scent  
Discrimination  
Article No. 1
- (c) Scent  
Discrimination  
Article No. 2
- (d) Seek Back
- (e) Moving Stand
- (f) Directed Jumping

#### UTILITY 4

- (a) Scent  
Discrimination  
Article No.1
- (b) Scent  
Discrimination  
Article No. 2
- (c) Seek Back
- (d) Signal Exercise
- (e) Moving Stand
- (f) Directed Jumping

#### UTILITY 6

- (a) Seek Back
- (b) Signal Exercise
- (c) Directed Jumping
- (d) Moving Stand
- (e) Scent  
Discrimination  
Article No.1
- (f) Scent  
Discrimination  
Article No. 2

---

### **13.5 Obedience Trial Champion Title (OTCH)** *(45-03-23)*

13.5.1 *(45-03-23)*  
*(32-03-24)* The CKC will permit the use of the letters OTCH, signifying Obedience Trial Champion, to be used in connection with and before the name of each dog that has met the requirements for that title as hereinafter provided.

13.5.2 *(46-03-23)* To be permitted to use the title Obedience Trial Champion a dog must:

- (a) be registered with the CKC, or have an Event Registration Number (ERN), a Performance Event Number (PEN) or a Canine Companion Number (CCN), or if listed in the miscellaneous list, a Miscellaneous Certification Number (MCN);
- (b) earn a qualifying score of more than 50% of the available points in each of the six (6) exercises and a total score of 170 or more points in the Utility Class at three (3) obedience trials held under these regulations;
- (c) earn three (3) qualifying scores under at least two (2) different judges in the Utility A and/or B class.

13.5.3 *(47-03-23)* When the foregoing requirements for the title of Obedience Trial Champion are fully met, the owner (who must be recorded as owner in the records of the CKC) shall be entitled to a certificate issued by the CKC certifying that the title has been earned at approved trials held under CKC regulations.

### **13.6 Seek Back**

13.6.1 The principal features of this exercise are that the dog heel as described for the Heel Free exercise and that the dog seek and retrieve the glove and return promptly with it to the handler.

13.6.2 The orders for this exercise are: "Forward" (followed by any other orders the judge may give from the Heel Free exercise), "Drop it," "Halt," "Send your dog," "Take it," "Finish," "Exercise finished." The judge must include at least one right or left turn in the heeling pattern. The glove will be dropped anywhere other than the centre line of the send away.

13.6.3 The glove must be plain, dark in colour, and approved by the judge. It must be carried in the handler's right hand.

13.6.4 On the judge's order, the handler will signal or command the dog to walk at heel. The handler and dog will execute portions of the Heel Free exercise as the judge orders. On the judge's order to "Drop it," the handler will surreptitiously drop the glove while walking with the dog at heel. When the handler and the dog have proceeded at least 9 m (30 ft) after the glove is dropped, the judge will order the handler to turn and halt facing the end of the ring where the glove was dropped. Then on order from the judge, the handler will give the command and/or signal to seek and retrieve the glove. If a signal is used, the handler must not point to the glove, but may point in the direction of the trail.



- 
- 13.6.5 The handler is to remain in the place from which the dog was sent. The dog may retrieve either by sight or scent and is expected to pick up the glove smartly and return briskly to the handler. The exercise is completed as in the Retrieve on Flat exercise.
- 13.6.6 No dog shall qualify that fails to leave the handler on the first command, goes before commanded, does not continue to seek, does not find and pick up the glove, does not bring the glove close enough for the handler to take it without moving either foot or refuses to give up the glove.
- 13.6.7 Substantial or minor deductions, depending on the circumstances, shall be given for imperfections in heeling, playing with the glove, going or returning slowly, failure to return directly or reluctance to release the glove.
- 13.6.8 All penalties listed under the Heel Free and Retrieve on Flat exercises shall also apply.

### **13.7 Scent Discrimination**

- 13.7.1 The principal features of this exercise are that the dog select the handler's articles from among the other articles by scent alone and retrieve the article promptly to the handler.
- 13.7.2 The orders for each of these exercises are "Take an article," "Are you ready?," "Send your dog," "Take it," "Finish" and "Exercise finished."
- 13.7.3 The judge must ensure that the same two (2) materials from two (2) of the three (3) article sets are used for each exhibitor. The materials to be used for each trial will be posted at ringside at least 30 minutes prior to the start of judging and never more than one hour before the start of the trial.
- 13.7.4 The Scent Discrimination exercise consists of two (2) separate exercises in which the dog must select an article by scent. The articles shall be provided by the handler and shall consist of three (3) sets of five (5) identical articles. One set will be made of wood, one of metal and one of leather. The articles may be items of everyday use. The size of the articles will be proportionate to the size of the dog. The metal articles will be of rigid metal. The articles in each set will be legibly numbered with a different number, and must be approved by the judge. The judge will select the two (2) articles to be used. These two (2) articles shall be placed conveniently within reach of the handler and shall not be handled by anyone else. The remaining 13 articles will be placed in full view, about 6 m (20 ft) in front of the handler and dog, about 15.2 cm (6 in) apart and may be handled by the steward or judge.
- 13.7.5 After the articles are placed, the handler will turn his back to the articles. On the judge's order, the handler will choose one (1) of the two (2) designated articles. The handler should confirm the number of the article with the judge and one steward. The judge will make certain the handler scents each article with their hands only. The handler's hands must remain in plain sight at all times. When ready, the handler will put

---

the article on the judge's book or clipboard. The judge will ask "Are you ready?" then place the scented article among the other articles.

13.7.6 Taking the article from the handler will be considered the first order, and scoring of the exercise will begin at that time.

13.7.7 On the judge's order, the handler may send the dog either directly or from heel position.

(a) If sending the dog directly, the handler may give the dog his scent by placing the palm of one hand in front of the dog's nose and returning it to the original position then give the command or signal to retrieve before executing the right about-turn toward the articles.

(b) If sending from heel position, the handler will give the dog the command or signal to heel, execute a right about-turn, then stop, facing the articles. The dog should execute the turn with the handler and sit at heel. The handler may give the dog his scent by placing the palm of one hand in front of the dog's nose and returning it to the original position before giving the command or signal to retrieve.

The method by which the handler sends the dog must be the same for both articles.

13.7.8 The dog shall go briskly to the articles, but may take a reasonable time to select the correct article provided the dog works continuously. After finding and picking up the correct article, the dog should bring it briskly to the handler. The exercise is completed as in the Retrieve on Flat exercise.

13.7.9 The same procedure shall be followed in each of the two (2) Scent Discrimination exercises. Should an incorrect article be retrieved in the first exercise, it shall be placed on the judge's table or chair and the judge must remove the handler's scented article from the remaining articles before the second exercise. After the completion of both exercises, the articles shall be picked up and removed.

13.7.10 No dog shall qualify that fails to go to the articles on the first command or signal, fails to retrieve the correct article, goes to the articles before the command or signal is given, fails to return close enough for the handler to take it without moving either foot, fails to give up the article or whose handler changes his method of sending the dog.

13.7.11 Substantial deductions shall be given for a dog that is excessively slow going or returning or that picks up an incorrect article, even if the dog puts it down immediately.

13.7.12 Substantial or minor deductions, depending on the circumstances, shall be given to a dog that does not work continuously or mouths or plays with the articles.

13.7.13 All penalties listed under the Retrieve on Flat exercise shall also apply.

---

## **13.8 Signal Exercise**

- 13.8.1 The principal features of this exercise are that the dog heel as described for the Heel Free exercise and respond correctly to the handler's signals to stand, stay, down, sit and come.
- 13.8.2 The orders for this exercise are the same as in the Novice Heel Free exercise, followed by "Stand your dog" and "Leave your dog." Then the judge will signal the handler to down, sit, call and send the dog to heel, in that order.
- 13.8.3 In the Signal Exercise the heeling is done in the same manner as the Novice Heel Free exercise except that throughout the entire exercise the handler will use signals only and should not speak to the dog at any time.
- 13.8.4 Following a heeling pattern executed as in the Novice Heel Free exercise, on the judge's order, while heeling at a normal pace, the handler shall signal the dog to stand in the heel position near one end of the ring. On further order, the handler shall signal the dog to stay, then walk to the far end of the ring, turn and face the dog. On specific signals from the judge, the handler shall signal the dog to down, sit, come and finish.
- 13.8.5 No dog shall qualify that fails to stand, remain standing where left, down, sit or come to the handler on a single signal or that receives an audible command to do any of these parts of the exercise.
- 13.8.6 Substantial deductions shall be given for any audible command given during the heeling part of the exercise or for the finish.
- 13.8.7 Substantial or minor deductions, depending on the circumstances, shall be given for a dog that makes minor moves during the stand, down, and/or sit portion of the exercise.
- 13.8.8 All penalties listed under the Novice Heel and Recall exercises shall also apply.

## **13.9 Moving Stand & Examination**

- 13.9.1 The principal features of this exercise are that the dog heel, stand and stay as the handler moves away, accept the examination without shyness, resentment or aggression and return to the handler on command.
- 13.9.2 The orders for this exercise are: "Forward," "Stand your dog," "Call your dog," "Finish" and "Exercise finished."
- 13.9.3 On the judge's order the handler will command or signal the dog to heel forward at a normal pace. After the handler has proceeded about 3 m (10 ft), on order from the judge, the handler, without pausing, will command and/or signal the dog to stand, continue forward about 3 -3.7 m (10-12 ft), then turn and face the dog. The dog must stand and stay in position. The judge will examine the dog as in the Novice Intermediate class, after which, on the judge's order or signal, the handler will

---

command or signal the dog to come and complete the exercise as in the Novice Recall exercise.

- 13.9.4 No dog shall qualify that fails to heel, stand and stay, or anticipates the stand; that sits, lies down or moves away from the place where it was left; fails to accept the judge's examination, or displays fear, resentment or aggression at any time; repeatedly whines or barks; or fails to return to the handler when called.
- 13.9.5 Substantial or minor deductions, depending on the circumstances, shall be given to a handler that hesitates or pauses while giving the stand command and/or signal or a dog that moves its feet while remaining in place.
- 13.9.6 All penalties listed under the Novice Heel Free, Stand for Examination and Recall exercises shall also apply.

### **13.10 Directed Jumping**

- 13.10.1 The principal features of this exercise are that the dog go away from the handler in the direction indicated, stop when commanded and jump as directed.
- 13.10.2 The orders for this exercise are: "Send your dog," "High jump," "Bar jump," "Finish" and "Exercise finished."
- 13.10.3 The handler will stand with the dog sitting in heel position on the centre line of the ring about 6 m (20 ft) from the line of the jumps. The jumps shall be placed midway in the ring at right angles to the sides of the ring, not less than 4.3 m (14 ft) and not more than 6 m (20 ft) apart. The bar jump is placed on one side and the high jump on the other side. Jump heights are set as in the Retrieve over High Jump exercise.  
*(48-03-23)*
- 13.10.4 In the first half of this exercise, on the judge's order, the handler will command and/or signal the dog to go straight forward at a brisk pace between the jumps to the other end of the ring to an equal distance beyond the jumps and in the approximate centre, at which point the handler will command the dog to sit. The dog should stop, turn to face the handler and sit. The dog need not sit squarely at this point.  
*(14-05-20)*
- 13.10.5 The judge will then designate which jump (bar jump or high jump) is to be jumped first; whereupon, the handler will command and/or signal the dog to return over the designated jump. The order of the jumps shall be the same for all dogs. The jump shall be jumped clear. The signal must be a single gesture with one arm and hand only, and the arm must be immediately returned to its original position. While the dog is in mid-air, the handler may turn to face the dog as it lands. The dog shall sit in front of the handler and finish as in the Recall exercise.
- 13.10.6 The same procedure will be followed for the second half of the exercise except the opposite jump will be taken. It is the judge's option to designate which jump is to be taken first but both jumps must be taken to complete the exercise.

- 
- 13.10.7 No dog shall qualify that does not leave the handler on the first command and/or signal, leaves before the command and/or signal is given, does not go out between the jumps, stops before commanded, does not stop on command at least 3 m (10 ft) beyond the jumps, does not jump as directed on the first command and/or signal in either half of the exercise, takes a jump before commanded, climbs the jump or knocks off the bar or whose handler gives a second command to sit while the dog is still in motion.  
*(15-05-20)*
- 13.10.8 Substantial deductions shall be given to any dog that does not sit on command or to a handler who gives a second command to sit after the dog has stopped.
- 13.10.9 Substantial or minor deductions, depending on the circumstances, shall be given to any dog that does not go straight, or turn and sit promptly on command in the approximate centre of the ring about 6 m (20 ft) beyond the line of the jumps, is slow in going or returning, touches the jumps or whose handler turns to face the dog before it has jumped or after it has landed.  
*(16-05-20)*
- 13.10.10 All penalties listed under the Recall exercise shall also apply.
- 

## **14 OBEDIENCE TRIAL CHAMPIONSHIPS**

---

### **14.1 Obedience Trial Champion (OTCH)**

- 14.1.1 Any dog having attained the three (3) obedience trial titles of CD and CDX and the required three (3) qualifying scores in the Utility Class, shall be recognized as an Obedience Trial Champion and shall be entitled to bear the prefix OTCH before its name.  
*(49-03-23)*

### **14.2 Obedience Trial Champion Excellent (OTCHX)**

- 14.2.1 The CKC will permit the use of the letters OTCHX to be used as a prefix of the name of any dog that has met the requirements for that title as hereinafter provided.
- 14.2.2 This title may only be earned after the completion of the OTCH title.
- 14.2.3 The dog must qualify in the Open B class and the Utility B Class in the same trial on five (5) different occasions.  
*(135-09-24)*

### **14.3 Master Obedience Trial Champion (MOTCH)**

- 14.3.1 The CKC will permit the use of the letters MOTCH to be used as a prefix of the name of any dog that has met the requirements for that title as hereinafter provided.
-

- 14.3.2 Points for this title may only be accumulated after the completion of the OTCH title.
- 14.3.3 Points may be accumulated simultaneously with credits toward both the OTCHX and MOTCH titles. However, the MOTCH title will not be awarded until completion of the OTCHX title.
- 14.3.4 One High in Class placement is required in the Open B or the Utility B class but no minimum score is required.  
*(136-09-24)*
- 14.3.5 A dog must acquire a total of 40 points to earn a MOTCH title. A minimum of 15 points must be earned in the Open B class and a minimum of 15 points must be earned in the Utility B class. The remaining ten (10) points can be earned in either class.  
*(11-11-20)*  
*(32-03-24)*  
*(136-09-24)*

#### SCALE OF POINTS

Open		Utility	
190 to 191.5	1 point	185 to 187.5	1 point
192 to 193.5	2 points	188 to 190.5	2 points
194 to 195.5	3 points	191 to 193.5	3 points
196 to 197.5	4 points	194 to 195.5	4 points
198 to 199.5	5 points	196 to 198.5	5 points
200	6 points	199 to 200	6 points

### 14.4 Grand Master Obedience Trial Champion (GMOTCH)

- 14.4.1 The CKC will permit the use of the letters GMOTCH to be used as a prefix of the name of any dog that has met the requirements for that title as hereinafter provided.
- 14.4.2 Requirements for this title may only be accumulated after the completion of the Master Obedience Trial Champion title.
- 14.4.3 The requirements are:
- (137-09-24)* (a) a minimum score of 195 points in the Open B class and the Utility B class at the same trial at ten (10) separate trials;
- (50-03-23)* (b) pairs must be earned under a minimum of eight (8) different judges with a maximum of two (2) pairs per judge. A pair may be counted under two (2) different judges, provided it is earned in the same trial;
- (137-09-24)* (c) a High in Trial with a score of 195 or higher out of the Open B classes;
- (d) a High in Trial with a score of 195 or higher out of the Utility B class.
- 14.4.4 The High in Trial scores do not need to be earned as part of a pair.

---

## **15 EXHIBITION ONLY CLASS**

---

### **15.1 Exhibition Only**

- 15.1.1 This is an official class. A dog may be entered for Exhibition Only, which is an official class that must be specified on the entry form. All dogs entered in this class shall be listed in the catalogue with the same particulars as for a dog entered for competition. No dog so entered can compete in any regular class; however, it may be entered in and compete in any unofficial class or parade offered at the trial on payment of the prescribed fees. If applicable, a listing fee is required. However, a listing fee is not required for a listed dog entered in Exhibition Only (not entered for any competition).

---

## **16 UNOFFICIAL CLASSES**

---

### **16.1 Unofficial Classes**

- 16.1.1 Unofficial obedience classes may be offered at the option of the trial-giving club and may be held by any club holding an approved obedience trial, providing all the official classes are offered. All dogs entered in the unofficial classes must be entered in one of the official classes or Exhibition Only.
- 16.1.2 All unofficial classes may be judged by a CKC-approved obedience judge, an applicant or apprentice judge, or by a person who has attained at least an OTCH.
- 16.1.3 All ribbons and rosettes shall be green. Only dogs earning a qualifying score will receive ribbons, trophies or prizes as per Section 5.1.1.

### **16.2 Wild Card Classes**

- 16.2.1 No title is required for entry in any Wild Card class, but any dog entered must be capable of performing the exercises required at the class level in which it is entered.
- 16.2.2 The owner or any other person may handle dogs in these classes.
- 16.2.3 A person may enter more than one (1) dog in any of these classes.
- 16.2.4 Handlers may use verbal encouragement and praise during exercises in these classes without penalty. Handlers may also use additional commands, but will be penalized accordingly.

- 
- 16.2.5 The Wild Card option: A handler may choose to perform all exercises in a class, in which case all will be scored, or a handler may choose to skip one (1) exercise and receive full credit for that exercise. The handler must inform the judge which exercise will be skipped before beginning the exercises. If an exercise is chosen to be skipped, it may not be performed. (For example, a handler may choose to omit the Stand for Examination in Novice, the Drop on Recall in Open or the Directed Jumping in Utility, and receive a perfect score for the exercise.)
- 16.2.6 Wild Card Novice class. Any dog that is capable of performing the Novice class exercises may be entered in the Wild Card Novice class, which will be performed and judged as the regular Novice class.
- 16.2.7 Wild Card Open class. Any dog that is capable of performing the Open class exercises may be entered in the Wild Card Open class, which will be performed and judged as the regular Open A class.
- 16.2.8 Wild Card Utility class. Any dog that is capable of performing the Utility class exercises may be entered in the Wild Card Utility class, which will be performed and judged as the regular Utility A class. Handlers are permitted to encourage and praise their dogs verbally during the performance of all Utility exercises except the signal exercise.

### **16.3 Brace Class**

- 16.3.1 The Brace class is open to any two (2) dogs that have earned the title of CD or higher.
- 16.3.2 It is not necessary that the same person owns both dogs, nor that they be the same breed, except when entered in a breed-specialty obedience trial.
- 16.3.3 The owner or any other person may handle a brace in this class.
- 16.3.4 A person may enter more than one (1) brace in this class.
- 16.3.5 The same handler must handle each brace in all seven (7) exercises unless he has two (2) or more braces entered. In such case, he must have an additional handler for each extra brace when they are judged together in the group exercises.
- 16.3.6 The Brace class is performed and judged in the same manner as the Novice class. The two (2) dogs shall be hitched together with a brace chain or coupling and are judged on the performance of the two (2) dogs as though they were one.(1)

### **16.4 Team Class**

- 16.4.1 The Team class is open to any four (4) dogs that have earned the title of CD or higher. It is not necessary that the same person own all dogs in the team or that they be of the same breed, except when entered in a breed-specialty obedience trial.

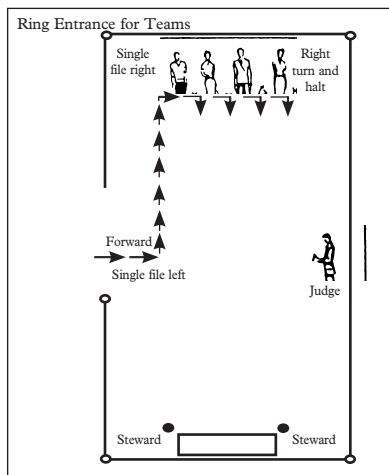


- 
- 16.4.2 Five(5) dogs may be entered, one(1) to be considered as an alternate. However, the same four (4) dogs must compete in all exercises.
- 16.4.3 The exercises will be performed simultaneously and judged as specified for the Novice class with the following exceptions:
- (a) The Figure 8 will be performed as part of the Heel Free exercise.
  - (b) For the Drop on Recall exercise the dogs will first be called and dropped individually, then perform the second portion of the recall and the finish simultaneously. This exercise will be judged as specified for the Open class.
- 16.4.4 Judgment will be based on the performance of the dogs and handlers, plus team precision and coordination.
- 16.4.5 The scoring shall total four (4) times the value of each individual exercise. Each dog receiving a non-qualifying score for an exercise will be automatically scored zero (that is, a full 1/4 off the total score for that exercise for the four dogs).
- 16.4.6 To qualify, a team must have a final score of 680 or more points out of the maximum 800 points and must have earned more than 50% of the available points in each exercise.
- 16.4.7 **SCALE OF POINTS** (140-09-24)

Heel on Leash	30 points	Team total	120 points
Stand for Examination	20 points	Team total	80 points
Heel Free	40 points	Team total	160 points
Drop on Recall	50 points	Team total	200 points
Sit Stay -			
Get Your Leash	20 points	Team total	80 points
Group Sit	20 points	Team total	80 points
Group Down	20 points	Team total	80 points
Maximum			
Total Score	200 points	Team total	800 points

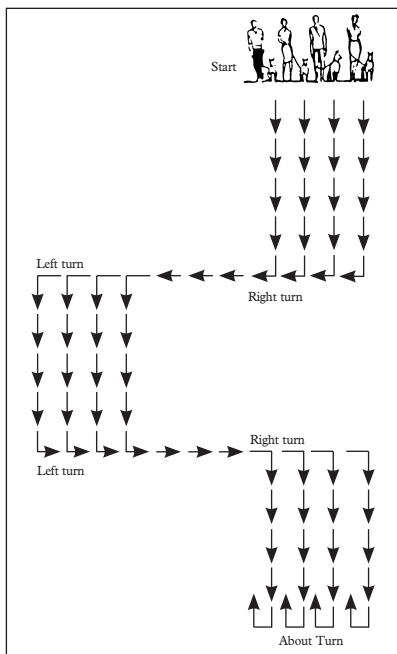
## Diagram 1 – Ring Entrance for Teams

### 16.4.8 Heel on Leash



The orders for this exercise shall be the same as for the Heel on Leash exercise in the Novice class, including changes of pace and halts, except that there shall be no Figure 8.

## Diagram 2 – Examples of Turns



---

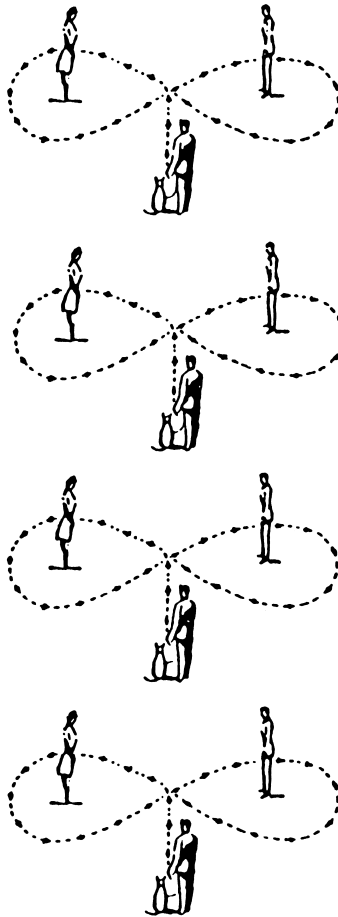
16.4.9 Stand for Examination

The judge's orders and examination will be the same as in the Novice class.

16.4.10 Heel Free & Figure 8

The orders for this exercise shall be the same as in the Heel on Leash exercise in the Novice class. For the Figure 8, the handlers will take position as shown in Diagram 3 and will proceed first to the left.

Diagram 3 – Figure 8



---

#### 16.4.11 Drop on Recall

Handlers and dogs will line up along one end of the ring with their dogs sitting in heel position. On order from the judge, the handlers will go to the opposite end of the ring, then turn to face their dogs. The judge will then order each dog to be called and dropped individually, beginning with the first dog on the handlers' right. After calling, each handler will drop his dog without order from the judge, midway across the ring. Each dog should remain in the down position until all four (4) dogs have been called and dropped. Then, on further order from the judge, the handlers will simultaneously call their dogs to come and sit in front of their respective handlers until the judge gives the order to finish together. All four (4) dogs should go smartly to heel.

#### 16.4.12 Group Sit & Down Exercises

*(141-09-24)* The Group Sit (one (1) minute) and the Group Down (one (1) minute) will be the same as in the Novice Class with no more than one (1) team (four (4) dogs) in the ring at one (1) time.

### 16.5 Veterans Class

16.5.1 The Veterans class shall be for any dog that has earned the title of CD or higher and is seven (7) years old or older on the day of the trial.

16.5.2 The exercises shall be performed and judged as in the Novice classes.

16.5.3 The owner or any other person may handle a dog in this class.

16.5.4 A person may enter more than one dog in this class.

16.5.5 The same handler must handle each dog in all six (6) exercises unless he has two (2) or more dogs entered. In such case, he must have an additional handler for each extra dog when they are judged together in the group exercises.

### 16.6 Parade of Title Holders & Parade of Veterans

16.6.1 Dogs entered in parades must be entered in a regular class or for Exhibition Only.

16.6.2 Details of parades must be included in the premium list.

16.6.3 A club may offer a Parade of Title Holders open to any dog with an obedience title.

16.6.4 A club may offer a Parade of Veterans open to any dog seven (7) years of age or older on the day of the trial.

---

## **17 OBEDIENCE SANCTION MATCH**

---

- 17.1 An obedience (or rally) sanction match is a competition for dogs of six (6) months of age or older. These dogs must be eligible for CKC registration as noted in Chapter 6, Section 6.1.1. Any qualifying scores earned in a sanctioned match do not count towards official titles. A match is intended to be a learning experience for trial officials, judges, stewards and exhibitors.
- 17.2 Any CKC-accredited club or association wishing to hold a sanction match under CKC rules must obtain the approval of the CKC by submitting an application for a match date to the CKC Director for the respective zone, on the form provided by the CKC.
- 17.3 The granting of sanction-match dates is at the discretion of the local CKC Director. A club shall not be permitted to hold more than one (1) match in the same zone within a three (3) - month period, except at the discretion of the local CKC Director.
- 17.4 Dates must be applied for not less than 60 days prior to the date of the sanction match. Dates are allocated on a first-come, first-served basis. In special circumstances, the local CKC Director may waive the 60-day requirement.
- 17.5 The Obedience Trial & Rally Obedience Trial Rules & Regulations, with the exception of those sections pertaining to titles, shall apply at all sanction matches. A club holding a match must appoint a trial chair as well as a Trial Secretary and ring stewards. Clubs holding matches may offer all official and unofficial classes. Clubs are required to have available copies of the current Obedience Trial & Rally Obedience Trial Rules & Regulations at their match.
- 17.6 The local Obedience Representative is responsible for the compilation of a list of persons interested in judging sanction matches. Clubs are requested to select judges from the lists prepared by the Obedience Representatives where possible and should contact their Obedience Representatives before appointing judges. Sanction-match judges are not expected to judge classes at a level higher than that in which they have completed titles on a dog unless in special circumstances (i.e., qualified person not available).
- 17.7 The procedure at sanction matches will follow that of the Obedience Trial & Rally Obedience Trial Rules & Regulations. The judge's books must be made up of either official trial judges' sheets or a facsimile thereof.
- 17.8 Either ribbons or cards will be given at sanction matches for passing scores and the following information must appear on the face of each ribbon or card: name of the club or association holding the match, "Sanctioned Obedience Match" or "Sanctioned Rally Match" and "Passing Score." Passing score ribbons must be gold in colour. High in Class and High in Match ribbons/rosettes must be gold and white and clearly indicate the awards for which they are presented. All other

---

ribbons offered must be dark green. A dog shall not be given a ribbon or a card if the dog has not qualified.

- 17.9 A dog may be entered in and participate in any class for which it has a CKC title, but is not eligible for ribbons or prizes in that class.
- 17.10 No passing score earned at an obedience (or rally) sanction match shall be considered as a leg towards a title.

---

## **18 PROTESTS**

---

18.1 A protest against a dog may be made by an exhibitor/handler, any member of the CKC or a member of the club or association holding the event in the following manner:

(53-03-23) (a) A protest should be lodged with the Trial Chair before the closing of the event and must be in writing, on a form provided by the CKC (or facsimile thereof). A hearing shall be held prior to the departure of all parties. No protest will be entertained unless accompanied by a deposit. This deposit shall be returned if the protest is sustained. If the protest is not sustained, the deposit will be forwarded to the CKC with the event committee's report.

(b) If the protest cannot be filed at the event because of circumstances requiring medical and/or veterinary attention, or if the dog has been removed from the grounds, or if the owner and the dog leave the grounds immediately following the incident, the protest may be submitted directly to the CKC within ten (10) days of the event. All such protests shall constitute complaints under the CKC's By-laws and the provisions of same shall apply.

(54-03-23) (c) If the protest is filed directly to the CKC, reasons should be provided as to why the protest could not be filed with the Trial Chair.

18.2 Where the trial committee consists of more than five (5) persons, the (55-03-23) Trial Chair of the trial-giving club shall name five (5) members of the trial committee to act on any protest received by the trial-giving club.

18.3 Written copies of all decisions on protests must be forwarded immediately to the Discipline Committee of the CKC. The Discipline Committee may take such action as it deems fit in connection with such protest, provided no appeal is submitted to the CKC within ten (10) days of the event on which the decision of the trial committee was rendered. Such action may include barring the dog from future CKC-approved events, imposition of an administrative fee and/or cancellation of awards. The fact that the trial committee did not sustain a protest in no way inhibits the right of the Discipline Committee to take such action, as it deems advisable.

- 
- 18.4 An appeal to the Discipline Committee of the CKC from a decision of the trial committee where a dog has been protested must be forwarded to the CKC within ten (10) days of the date on which the decision was rendered, together with a deposit.
- 18.5 If a trial-giving club fails to hear a protest as prescribed above, or in the opinion of the Discipline Committee improperly handles a protest, the Discipline Committee shall have the authority to take such action as it deems fit and necessary, and it may at the same time take disciplinary action against the officials of the trial-giving club concerned.
- 

## **19 COMPLAINTS**

---

- 19.1 A complaint against a person regarding a violation of the rules and regulations related to obedience or rally trials must be in writing, on a form issued by the CKC (or facsimile thereof), and must be accompanied by a deposit. A deposit is not required on a complaint alleging that a judge officiating at a trial held under these rules and regulations has been subject to indignities of any kind during the progress of the trial.
- 19.2 A complaint should be lodged with the trial chair of the trial-giving club no later than 15 minutes after the completion of judging of the trial, or should the complainant choose to do so, a complaint may be submitted directly to the CKC within ten (10) days of the trial. All such complaints shall constitute complaints under the CKC By-laws and the provisions of same shall apply.  
*(11-07-20)*  
*(56-03-23)*
- 19.3 In the event that a complaint is lodged against a trial-committee member who is entered in the trial, the hosting clubs Executive (President, Immediate Past President, Vice-President, Secretary or Treasurer) provided that they are all members in good standing with the CKC, shall be tasked with appointing a member in good standing of both the trial-giving club and the CKC to act on the trial committee members behalf. This rule will also be allowed if a trial committee of five (5) needs to be formed as in section 19.6 to act on a complaint received by the trial-giving club against the trial committee member who is entered in the trial.  
*(11-07-20)*
- 19.4 Any complaint against the club holding the trial or any of its officials must be submitted directly to the CKC within ten (10) days of the trial. All such complaints shall constitute complaints under the CKC By-laws and the provisions of same shall apply.
- 19.5 A complaint shall be restricted to any of the following:
- (a) an act of omission or commission on which is based an allegation of a violation of the Obedience Trial & Rally Trial Rules & Regulations;
-

- 
- (b) any act on which an allegation of misconduct is based;
- (c) the alleged failure of an officiating judge to excuse or remove from competition a dog for which a provision for excusing or removal from competition appears in these rules and regulations.
- 19.6 Where the trial committee consists of more than five (5) persons, the Trial Chair shall name five members to form a trial committee to act on complaints received by the trial-giving club.  
*(57-03-23)*
- 19.7 When a complaint against a judge is received by the trial-giving club, the club will hold a hearing while all parties are still in attendance. The report and all statements given by all parties will be forwarded to the Discipline Committee along with the deposit from the complainant. The trial committee will not render a decision but will collect all pertinent information.
- 19.8 Upon receipt of a complaint, the trial committee of the trial-giving club shall conduct an investigation as soon as possible thereafter, but in any event, within 14 days of receipt, conduct a hearing in accordance with procedures set out in the Procedure for Conducting an Obedience or Rally Trial Committee hearing as provided in these regulations.
- 19.9 The trial committee shall promptly forward the complaint, the deposit and a record of the hearing together with its recommendation on the disposition of the complaint to the CKC. Copies of the record of the hearing and the committee's recommendation will be forwarded to the parties concerned at the same time.
- 19.10 Notwithstanding any contrary provisions in these rules and regulations, the procedure specified herein for dealing with complaints shall govern.
- 19.11 Disciplinary action will be taken against any official and the trial-giving club of which he is an official when it is established to the satisfaction of the CKC that an attempt was made to discourage the submission of a complaint.
- 19.12 Disciplinary action will be taken against a trial-giving club that fails to properly deal with complaints as provided in these rules and regulations.
- 

## **20 DISCIPLINE**

---

- 20.1 The Discipline Committee may take disciplinary action against any club, person, partnership, company or organization for any act of omission or commission that violates any section or sections of the rules and regulations for CKC obedience or rally trials. Such action will be taken as provided for in the By-laws of the CKC.
- 20.2 No person shall abuse a dog on the grounds or premises of a trial or conduct themselves in a manner considered prejudicial to the best interests of the trial.
-



- 
- 20.3 Any club, member, person, partnership, company or organization availing themselves of the privilege of participating in any capacity or manner whatsoever at a trial shall, by such participation, be deemed to have agreed to the authority of the CKC and its Board as conferred on the CKC by its By-laws and all other rules and regulations adopted by the CKC.
- 20.4 At its discretion and subject to the appeal process, the Discipline Committee may cancel any or all qualifying scores earned by a dog owned by a person debarred, deprived, suspended or expelled of all privileges of the CKC when such wins were earned following the date on which such act occurred that resulted in disciplinary action.
- 20.5 The administration to a dog competing at a trial of a drug or any substance, in any form, which alters the nervous system by stimulation, sedation or tranquilization shall be considered as misleading the judge and will be considered misconduct. The person or persons responsible will be subject to disciplinary action in accordance with this section.
- 20.6 Any person, either within or outside the judging ring, who does anything calculated to attract, distract or otherwise interfere in any way with the attention, deportment or performance of a dog under judgment may be disciplined by the Discipline Committee in whatever way it considers to be in the best interest of the club, or the judge may take summary action.
- 20.7 It shall be the duty and obligation of the trial-giving club to see that a judge, club official, ring steward, volunteer or competitor at an obedience or rally trial held under these regulations is not subject to indignities of any kind. The Trial Chair shall promptly report to the CKC any infringement of this regulation, and the CKC shall have the authority to take such action as it deems fit on receipt of a report indicating that this has occurred. A copy of this regulation shall be prominently placed in every premium list and catalogue.
- 

## **21 PROCEDURE FOR CONDUCTING A TRIAL COMMITTEE HEARING**

---

- 21.1 It is essential that the defendants be given the opportunity to be present during the whole hearing and to testify and present their own witnesses. If a defendant refuses to attend or defend himself, the hearing may proceed without him. In notifying the defendant of the hearing, it is essential that he be informed specifically of the nature of the charges against him and that a record of such notice be made.
- 21.2 The complainant must also be informed of the hearing and allowed to be present throughout the whole hearing.
- 21.3 Both the complainant and defendant should be informed that they may be represented by legal counsel or an agent at the hearing if they choose but this is not necessary.
-

- 
- 21.4 The chair is to call the meeting to order and then announce: “We are proceeding by reason of our appointment to the trial committee by (name of trial-giving club).”
- 21.5 The chair shall identify all persons present and the reason for their presence (i.e., complainant, defendant, witness) and then ask the witnesses to withdraw until required to give evidence. After giving evidence a witness may be excused.
- 21.6 The complaint is to be read except that if the complainant and defendant agree, it may be necessary to relate only the substance of the complaint as set out on the Official Complaint form.
- 21.7 The chair is to ask the defendant whether he wishes to admit or deny the complaint as it has been read or stated.
- 21.8 The complainant is to give evidence on the complaint. The defendant then may question him. At the chair’s invitation, any member of the committee may question the complainant. If the complainant has brought witnesses, such witnesses may then give evidence individually. Each witness may be questioned by the defendant or any member of the committee. Each witness is to leave the hearing after evidence has been given.
- 21.9 Upon completion of the evidence given by the complainant and any witnesses appearing on his behalf, the defendant may then give evidence and may then be questioned by the complainant or any member of the committee. If the defendant has brought witnesses, such witnesses may then give evidence individually. Each witness may be questioned by the complainant or any member of the committee.
- 21.10 The chair may then call any other witness that the committee considers appropriate to the proper hearing of the complaint.
- 21.11 The complainant may then have the opportunity of summing up the complaint and the evidence presented in support thereof. The defendant shall have the opportunity of summing up his own defence and any evidence presented in support of his own defence.
- 21.12 The chair shall announce that the committee will be submitting a report on the hearing together with its recommendation on the disposition of the complaint to the Discipline Committee of the CKC and the parties concerned. All but the committee members shall be dismissed so that the matter may be considered.
- 

## **22 PARTICIPATION**

---

- 22.1 The participation in any manner or in any capacity at a competitive event held under these rules shall be considered a privilege accorded to any person by the CKC and such privilege may be extended and withdrawn by the Discipline Committee.
-

- 
- 22.2 Any person availing himself of the privilege of participating in any manner, shape or form and in any capacity, including that of a spectator at a competitive event held under these rules shall, by such participation, be deemed to have agreed to the authority of the CKC and its Board.
- 22.3 No person who has been expelled, deprived of privileges, suspended or debarred by the CKC may enter a dog, compete, exhibit, judge, act as agent or handler for any competitor, take a dog into any competition or be connected in any capacity with competitive events held under these rules.
- 22.4 A club holding an obedience trial under these rules shall not engage in any capacity a person who is under suspension or expulsion, debarred or deprived of privileges by the CKC.
- 22.5 Any person who has lost the right to participate in events in their country of residence shall not, while such a loss of privilege is in effect, participate in any Canadian Kennel Club-approved event. Any wins by a dog that is exhibited or handled by such individual shall automatically be cancelled.
- 

## **23 LIABILITY**

---

- 23.1 The CKC shall not be responsible to any member, person, partnership, club or corporation for any loss, damage or injury arising at or by reason of any event held under any rules adopted by the CKC.
- 23.2 Every owner or authorized agent for the owner of any dog entered in a CKC event is required to take all reasonable steps to ensure that the dog behaves properly at the event, and in particular to prevent the dog from threatening, menacing or biting a judge, another dog or any other person in attendance at the event. Failure to take such reasonable steps may result in disciplinary action against such owner or authorized agent under the By-laws, which may result in the imposition of any of the penalties provided for in the By-laws.
-

---

## **24 AMENDMENTS**

---


- 24.1 These rules are subject to amendment by the Board.
- 24.2 Amendments to these rules may also be proposed by a person, association, club, representative group or body by presenting such proposal to the Board for its consideration. In such circumstances, the Board will forward the proposal to the Obedience Council for its consideration and input, prior to the Board making its final decision.
- 24.3 Any amendment to these rules shall be approved by a simple majority vote of the Board.
- 24.4 The effective date of any approved amendment shall be set by the Board.
- 24.5 The Board, at its sole discretion, may choose to perform a non-binding poll of the membership to attain general input prior to making a final decision on any proposed amendment to these rules.
- 24.6 Upon the Board making its final decision with respect to any amendment to these rules, the membership shall be advised by placing a notice in the official publication as soon thereafter as is reasonably possible.

# APPENDIX A

## OBEDIENCE TRIAL SAMPLE JUDGE'S BOOK for PRE-NOVICE, NOVICE, NOVICE INTERMEDIATE, OPEN & UTILITY

Chapter 9

Pre-Novice Class

 CANADIAN KENNEL CLUB® CLUB CANIN CANADIEN™ <b>JUDGE'S BOOK FOR OBEDIENCE TRIAL / LIVRE DU JUGE POUR CONCOURS D'OBÉISSANCE</b>							
<b>PRE-NOVICE CLASS / CLASSE PRÉ-NOVICE</b>							
<b>SCORE - QUALIFY OR NON-QUALIFY POINTAGE - QUALIFICATION OU NON-QUALIFICATION</b>							
CATALOGUE No. N° DE CATALOGUE	10	11	12	13	14	15	
HEEL ON LEASH MARCHÉ AU PIED EN LAISSE	Q	Q	Q	NQ	Q		
FIGURE EIGHT FIGURE HUIT	Q	Q	Q	Q	Q		
SIT FOR EXAMINATION ASSIS POUR EXAMEN	Q	NQ	Q	Q	Q	ABSENT	
RECALL RAPPEL	NQ	Q	Q	Q	Q		
GROUP SIT <u>GROUP DOWN</u> ASSIS DE GROUPE/ COUCHÉ DE GROUPE	NQ	NQ	Q	NQ	Q		
LESS PENALTY MOINS PÉNALITÉ							
TOTAL SCORE POINTAGE TOTAL	NQ	NQ	Q	NQ	Q		
FINAL QUALIFYING SCORE POINTAGE DE QUALIFICATION FINAL			Q		Q		
QUALIFYING SCORES EARNED BY DOGS No. POINTAGES DE QUALIFICATION DÉCERNÉS AUX CHIENS N- <span style="float: right;">12, 14</span>							
<b>NOTE TO JUDGE:</b> It is imperative that the rating earned by a dog in each test be marked in the applicable square on this report. <b>NOTA :</b> la note obtenue par un chien dans chaque exercice doit être inscrite dans la case appropriée.							



CANADIAN KENNEL CLUB

CLUB CANIN CANADIEN

**JUDGE'S BOOK FOR OBEDIENCE TRIAL / LIVRE DU JUGE POUR CONCOURS D'OBÉISSANCE**
**NOVICE CLASS A (B) C / CLASSE NOVICE A B C**

Enter points off for each exercise under appropriate dog number /  
 Inscrire dans la case du chien concerné le nombre de points retirés pour chaque exercice

CATALOGUE No. N° DE CATALOGUE	21	22	23	24	25	26	
HEEL ON LEASH & FIGURE 8 MARCHE AU PIED EN LAISSE ET FIGURE HUIT	2 1/2	6 1/2			2 1/2	3	
STAND FOR EXAMINATION (Off Leash) DEBOUT POUR EXAMEN (sans laisse)	0	NQ			0	0	
HEEL FREE MARCHE AU PIED SANS LAISSE	2	8			2 1/2	3 1/2	
RECALL RAPPEL	1/2	2 1/2			1/2	1 1/2	
SIT STAY - GET YOUR LEASH ASSIS RESTE - RÉCUPÉRER LA LAISSE	0	0			0	0	
SUB TOTAL TOTAL PARTIEL	5	NQ			5 1/2	8	
GROUP SIT ASSIS DE GROUPE	0	NQ			0	NQ	
GROUP DOWN COUCHÉ DE GROUPE	0				0	EX	
LESS PENALTY MOINS PÉNALITÉ							
MAXIMUM SCORE POINTAGE MAXIMAL	<b>200 points</b>	<b>200 points</b>	<b>200 points</b>	<b>200 points</b>	<b>200 points</b>	<b>200 points</b>	<b>200 points</b>
TOTAL POINTS OFF / TOTAL DES POINTS RETIRÉS	5	NQ			5 1/2	NQ	
TOTAL SCORE POINTAGE TOTAL	195	NQ			194 1/2	NQ	
FINAL QUALIFYING SCORE POINTAGE DE QUALIFICATION FINAL	195				194 1/2		

QUALIFYING SCORES EARNED BY DOGS No.  
 POINTAGES DE QUALIFICATION DÉCERNÉS  
 AUX CHIENS N°

21, 25

**NOTE TO JUDGE:** It is imperative that the rating earned by a dog in each test be marked in the applicable square on this report.

**NOTA :** la note obtenue par un chien dans chaque exercice doit être inscrite dans la case appropriée.



**CANADIAN KENNEL CLUB      CLUB CANIN CANADIEN**  
**JUDGE'S BOOK FOR OBEDIENCE TRIAL / LIVRE DU JUGE POUR CONCOURS D'OBÉISSANCE**

**NOVICE INTERMEDIATE CLASS / CLASSE NOVICE INTERMÉDIAIRE**

Enter points off for each exercise under appropriate dog number /  
 Inscrire dans la case du chien concerné le nombre de points retirés pour chaque exercice

CATALOGUE No. N° DE CATALOGUE	51	52	53			
HEEL FREE & FIGURE 8 MARCHE AU PIED SANS LAISSE ET FIGURE HUIT	2 1/2	1	3 1/2			
STAND FOR EXAMINATION (Off Leash) DEBOUT POUR EXAMEN (sans laisse)	0	1/2	1/2			
DROP FROM HEEL COUCHÉ EN MARCHÉ	1	1/2	NQ			
RECALL HOLDING DUMBBELL RAPPEL EN TENANT L'HALTÈRE	1/2	1	1 1/2			
RECALL OVER HIGH JUMP HOLDING DUMBBELL RAPPEL AU-DESSUS DU SAUT EN HAUTEUR EN TENANT L'HALTÈRE	1/2	1/2	2 1/2			
RECALL OVER BROAD JUMP RAPPEL AU-DESSOUS DU SAUT EN LONGUEUR	0	1/2	1/2			
LESS PENALTY MOINS PÉNALITÉ						
MAXIMUM SCORE POINTAGE MAXIMAL	<b>200 points</b>	<b>200 points</b>	<b>200 points</b>	<b>200 points</b>	<b>200 points</b>	<b>200 points</b>
TOTAL POINTS OFF / TOTAL DES POINTS RETIRÉS	4 1/2	4	NQ			
TOTAL SCORE / POINTAGE TOTAL	195 1/2	196	NQ			
FINAL QUALIFYING SCORE POINTAGE DE QUALIFICATION FINAL	195 1/2	196				

QUALIFYING SCORES EARNED BY DOGS No.  
 POINTAGES DE QUALIFICATION DÉCERNÉS  
 AUX CHIENS N°

51, 52

**NOTE TO JUDGE: It is imperative that the rating earned by a dog in each test be marked in the applicable square on this report.**

**NOTA : la note obtenue par un chien dans chaque exercice doit être inscrite dans la case appropriée.**



**CANADIAN KENNEL CLUB      CLUB CANIN CANADIEN**

**JUDGE'S BOOK FOR OBEDIENCE TRIAL / LIVRE DU JUGE POUR CONCOURS D'OBÉISSANCE**

**OPEN A CLASS / CLASSE OUVERTE A**

Enter points off for each exercise under appropriate dog number /  
Inscrire dans la case du chien concerné le nombre de points retirés pour chaque exercice

CATALOGUE No. N° DE CATALOGUE	31	32	33	34	35		
HEEL FREE & FIGURE 8 MARCHÉ AU PIED SANS LAISSE ET FIGURE HUIT	3 1/2	2	5	2 1/2	7		
DROP ON RECALL COUCHÉ SUR RAPPEL	1 1/2	NQ	2	2	2 1/2		
RETRIEVE ON FLAT RAPPORT	1/2	1/2	1 1/2	2 1/2	2		
RETRIEVE OVER HIGH JUMP RAPPORT AU-DESSUS DU SAUT EN HAUTEUR	2	1 1/2	2 1/2	1	NQ		
BROAD JUMP SAUT EN LONGUEUR	1/2	1	1	0	NQ		
CHANGE OF POSITION (a) CHANGEMENTS DE POSITION	1	1/2	2	NQ	1/2		
SIT, DOWN <u>OR STAND</u> STAY - WALK AROUND- GET YOUR LEASH RESTER ASSIS COUCHÉ OU DEBOUT-CONTOURNER LE CHIEN-RÉCUPÉRER LA LAISSE	0	0	1/2	0	HLR		
LESS PENALTY MOINS PÉNALITÉ							
MAXIMUM SCORE POINTAGE MAXIMAL	<b>200 points</b>	<b>200 points</b>	<b>200 points</b>	<b>200 points</b>	<b>200 points</b>	<b>200 points</b>	<b>200 points</b>
TOTAL POINTS OFF / TOTAL DES POINTS RETIRÉS	9	NQ	14 1/2	NQ	NQ		
TOTAL SCORE POINTAGE TOTAL	191		185 1/2				
FINAL QUALIFYING SCORE POINTAGE DE QUALIFICATION FINAL							

QUALIFYING SCORES EARNED BY DOGS No.

POINTAGES DE QUALIFICATION DÉCERNÉS  
AUX CHIENS N°

31,33

**NOTE TO JUDGE:** It is imperative that the rating earned by a dog in each test be marked in the applicable square on this report.

**NOTA :** la note obtenue par un chien dans chaque exercice doit être inscrite dans la case appropriée.





CANADIAN KENNEL CLUB

CLUB CANIN CANADIEN

JUDGE'S BOOK FOR OBEDIENCE TRIAL / LIVRE DU JUGE POUR CONCOURS D'OBÉISSANCE

## OPEN B CLASS / CLASSE OUVERTE B

ROUTINE 3 Enter points off for each exercise under appropriate dog number /  
Inscrire dans la case du chien concerné le nombre de points  
retirés pour chaque exercice

CATALOGUE No. N° DE CATALOGUE	41	42	43	44	45		
ROF	1/2	1/2	1/2	1/2	5		
COP (c)	1	1/2	2	NQ	3		
DOR	1	NQ	2	2	1 1/2		
ROHJ	1/2	1/2	1 1/2	2 1/2	0		
BJ	0	1	1	0	NQ		
8 & HF	2	NQ	7	NQ	6		
St/WAGL (or S or D)	0	0	0	0	0		
LESS PENALTY MOINS PÉNALITÉ							
MAXIMUM SCORE POINTAGE MAXIMAL	<b>200 points</b>	<b>200 points</b>	<b>200 points</b>	<b>200 points</b>	<b>200 points</b>	<b>200 points</b>	<b>200 points</b>
TOTAL POINTS OFF / TOTAL DES POINTS RETIRÉS	5	NQ	14	NQ	NQ		
TOTAL SCORE POINTAGE TOTAL	195	NQ	186	NQ	NQ		
FINAL QUALIFYING SCORE POINTAGE DE QUALIFICATION FINAL	195		186				

QUALIFYING SCORES EARNED BY DOGS No.  
POINTAGES DE QUALIFICATION DÉCERNÉS  
AUX CHIENS N°

41, 43

**NOTE TO JUDGE:** It is imperative that the rating earned by a dog in each test be marked in the applicable square on this report.

**NOTA :** la note obtenue par un chien dans chaque exercice doit être inscrite dans la case appropriée.

CANADIAN KENNEL CLUB



CLUB CANIN CANADIEN

**JUDGE'S BOOK FOR OBEDIENCE TRIAL / LIVRE DU JUGE POUR CONCOURS D'OBÉISSANCE**
**UTILITY A CLASS / CLASSE UTILITÉ A**

Enter points off for each exercise under appropriate dog number /  
Inscrire dans la case du chien concerné le nombre de points retirés pour chaque exercice

CATALOGUE No. N° DE CATALOGUE	61	62	63					
SEEK BACK CHERCHE ET RAPPORTE	1	2	2.5					
SCENT DISCRIMINATION Article 1 DéTECTION AU FLAIR Article n° 1	1.5	1	3					
SCENT DISCRIMINATION Article 2 DéTECTION AU FLAIR Article n° 2	2	1.5	3.5					
SIGNAL EXERCISE EXERCICE SUR SIGNAUX	5	3	4					
MOVING STAND DéPLACEMENT AVEC ARRÊTS ET EXAMEN	0	2	0					
DIRECTED JUMPING SAUTS DIRIGÉS	6	4	NQ					
LESS PENALTY MOINS PÉNALITÉ								
MAXIMUM SCORE POINTAGE MAXIMAL	200 points	200 points	200 points	200 points	200 points	200 points	200 points	200 points
TOTAL POINTS OFF / TOTAL DES POINTS RETIRÉS	15.5	13.5	NQ					
TOTAL SCORE POINTAGE TOTAL	184.5	186.5	NQ					
FINAL QUALIFYING SCORE POINTAGE DE QUALIFICATION FINAL	184.5	186.5						
QUALIFYING SCORES EARNED BY DOGS No. POINTAGES DE QUALIFICATION DÉCERNÉS AUX CHIENS N°	61:	62						

**NOTE TO JUDGE:** It is imperative that the rating earned by a dog in each test be marked in the applicable square on this report.

**NOTA :** la note obtenue par un chien dans chaque exercice doit être inscrite dans la case appropriée.



CANADIAN KENNEL CLUB

CLUB CANIN CANADIEN

JUDGE'S BOOK FOR OBEDIENCE TRIAL / LIVRE DU JUGE POUR CONCOURS D'OBÉISSANCE

## UTILITY B CLASS / CLASSE UTILITÉ B

ROUTINE <u>5</u>	Enter points off for each exercise under appropriate dog number / Inscrire dans la case du chien concerné le nombre de points retrirés pour chaque exercice							
CATALOGUE No. N° DE CATALOGUE	71	72	73	74				
MS	<del>ABSENT</del>	0	1.5	1				
DJ		2	NQ	3.5				
SIG		1	0.5	1.5				
SB		0	0	0.5				
SCENT #1		0.5	0.5	1.5				
SCENT #2		0	0.5	1				
LESS PENALTY MOINS PÉNALITÉ								
MAXIMUM SCORE POINTAGE MAXIMAL	200 points	200 points	200 points	200 points	200 points	200 points	200 points	200 points
TOTAL POINTS OFF / TOTAL DES POINTS RETIRÉS		3.5	NQ	9				
TOTAL SCORE POINTAGE TOTAL		196.5	NQ	191				
FINAL QUALIFYING SCORE POINTAGE DE QUALIFICATION FINAL		196.5		191				
QUALIFYING SCORES EARNED BY DOGS No. POINTAGES DE QUALIFICATION DÉCERNÉS AUX CHIENS N°	72: 74							

NOTE TO JUDGE: It is imperative that the rating earned by a dog in each test be marked in the applicable square on this report.

NOTA : la note obtenue par un chien dans chaque exercice doit être inscrite dans la case appropriée.

---

## **APPENDIX B**

### **PREMIUM LIST**

---

1. The following information must appear on the cover of the premium list:
  - (a) the words “Official Premium List”;
  - (b) the name of the club or association holding the event;
  - (c) the type of event being held (i.e., all-breed obedience trial, specialty obedience trial, all-breed rally trial, etc.);
  - (d) date(s) of the event(s);
  - (e) date and closing time for entries (closing date must not be less than ten (10) days prior to the date of the trial);
  - (f) whether mixed breeds and unrecognized breeds can enter.
  
2. The following information must appear in a premium list:
  - (a) exact location of the event;
  - (b) the statement “These events held under the rules of The Canadian Kennel Club”;
  - (c) whether the trial is indoors or outdoors or both;
  - (d) if the trial is outdoors, a statement as to whether or not cover will be provided in case of inclement weather;
  - (e) a list of the club officers;
  - (f) a list of the trial committee, including the address and phone number of the Trial Secretary;
  - (g) the address and phone number of where entries are to be sent (if different from the Trial Secretary);
  - (h) a statement as to where entries are to be sent;
  - (i) a list of the judges and their email addresses;
  - (j) a listing of each judge’s assignments for each day;
  - (k) awards and prizes, if offered (accurate description not needed);
  - (l) if money is to be offered as a prize, the amount for each award must be stated;
  - (m) the amount of entry fee for each class;
  - (n) any entry refunds and the terms thereof must be clearly stated;
  - (o) the name of the Executive Director of The Canadian Kennel Club and the address of the Head Office;
  - (p) the name of the CKC Director for the local zone;
  - (q) the name of the Obedience Representative for the local zone;
  - (r) a statement defining the precincts of the trial (a building or specific area may be designated, but it must be clearly defined);

- 
- (s) a statement whether the trials are limited or unlimited (as per Section 4.4.1);
  - (t) a statement whether day-of-trial entries will be accepted or not (as per Section 4.1.7);
  - (u) a statement to include the wording of Section 20.7 from the discipline section regarding indignities;
  - (v) a list of any unofficial classes offered;
  - (w) for rally trials, the dimensions of the ring.
3. The following information must appear on each entry form:
- (a) registered name of dog;
  - (b) CKC individual registration number (if registered in the CKC studbook), Event Registration Number (ERN), Canine Companion Number (CCN), Miscellaneous Certification Number (MCN), or if it belongs to a listed breed, a Performance Event Number (PEN);
  - (c) name of breed;
  - (d) variety (if applicable);
  - (e) sex of dog;
  - (f) date and place of birth;
  - (g) name of sire and dam;
  - (h) name of breeder(s);
  - (i) class(es) entered;
  - (j) required jump height (if applicable);
  - (k) name and complete address of owner of the dog;
  - (l) signature and telephone number of the owner or authorized agent;
  - (m) name of handler if the dog is not to be handled by the owner or a member of the owner's immediate family.
4. Clubs are free to include other rules and regulations as they deem necessary. However, if other rules are included, they become part of the premium list and will be enforced.

For further details, refer to Chapters 4 and 6.

---

## **APPENDIX C**

### **TRIAL CATALOGUE**

---

1. The following information must be listed on the outside front cover or the first page of the catalogue:
  - (a) the name of the club or association holding the event;
  - (b) the dates of the trials;
  - (c) the statement “These events held under the rules of The Canadian Kennel Club”;
  - (d) exact location of the trial;
  - (e) list of the trial committee including the trial chair;
  - (f) name, address and phone number of the Trial Secretary;
  - (g) the name and address of The Canadian Kennel Club;
  - (h) the name, email address and telephone number of the CKC Director and the CKC Obedience Representative for the zone in which the trial is held;
  - (i) a complete list of the judges and their email addresses;
  - (j) a listing of each judge’s assignments for each day;
  - (k) a statement to include the wording of Section 20.7 from the discipline section regarding indignities.
  
2. The information in the catalogue for each dog must be in the following order:
  - (a) catalogue number of the dog;
  - (b) registered name of the dog (in capital letters only);
  - (c) breed of dog;
  - (d) CKC Registration Number, Event Registration Number (ERN), Performance Event Number (PEN), Canadian Companion Number (CCN), Miscellaneous Certification Number (MCN) or designate as listed;
  - (e) date of birth;
  - (f) name of breeder(s);
  - (g) registered name of sire;
  - (h) registered name of dam;
  - (i) place of birth (Canada or elsewhere);
  - (j) name of owner(s);
  - (k) agent (if applicable);
  - (l) required jump height if applicable.

For further details, refer to Chapter 4.

---

## **APPENDIX D**

### **END OF TRIAL**

---

1. At the end of a trial, the club must forward to the CKC all of the information outlined below so as to be received not more than 19 days after the last day of the trial:
  - (a) one (1) marked catalogue indicating the scores made in all classes and all absentees noted for each event;
  - (b) one unmarked catalogue;
  - (c) all entry forms;
  - (d) all judges' books marked and signed by the officiating judge;
  - (e) all recording fees as prescribed by the CKC;
  - (f) all listing fees for the entries of non-registered dogs;
  - (g) the Statement of Event Fees with the signature of any one of the club's executive or other authorized signing officer;
  - (h) apprentice judge's books and reports;
  - (i) all Observers' Forms duly completed and sealed in separate envelopes;
  - (j) any other information or reports as may be required by the CKC.

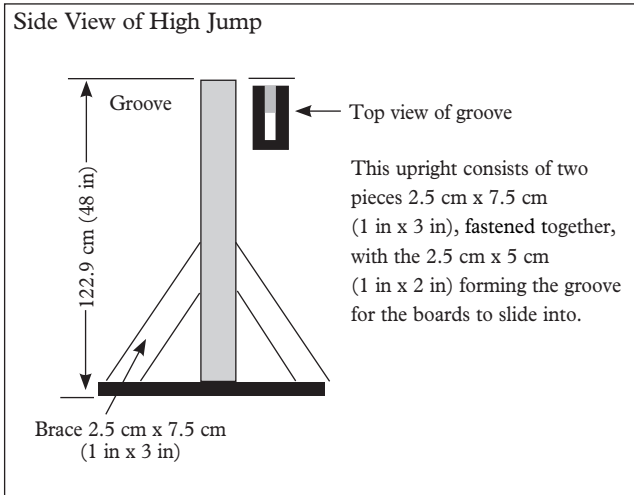
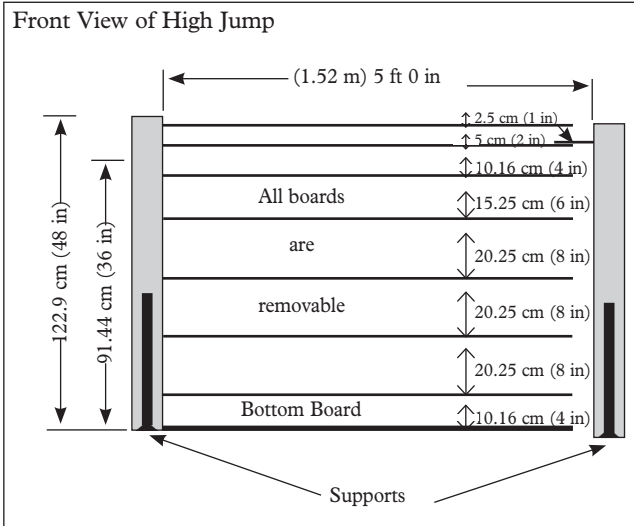
For further details, refer to Section 6.10.

# APPENDIX E

## CONSTRUCTION SPECIFICATIONS

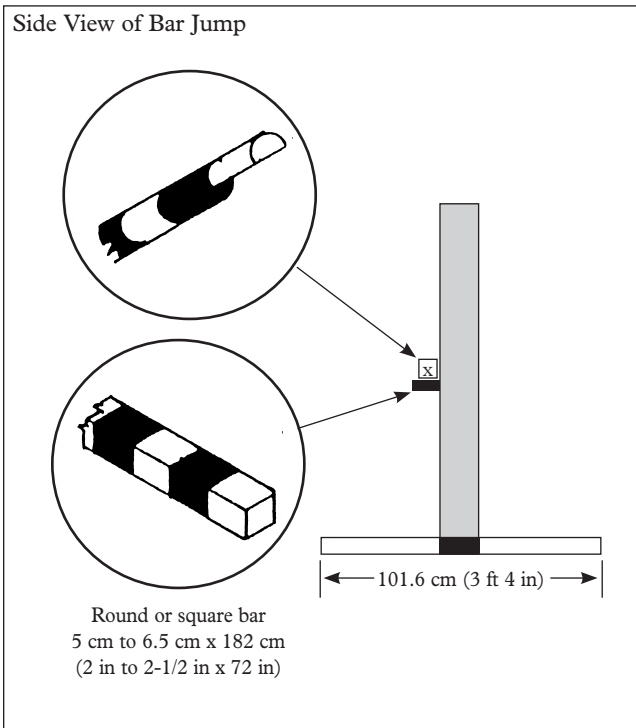
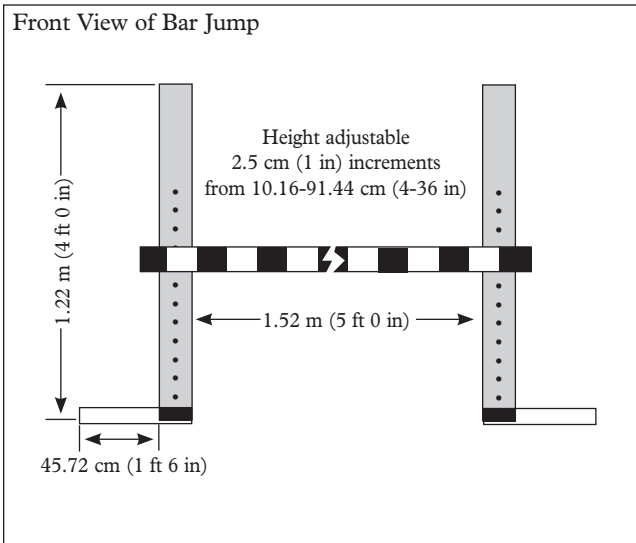
### (DETAILS OF JUMPS)

#### Details of High Jump

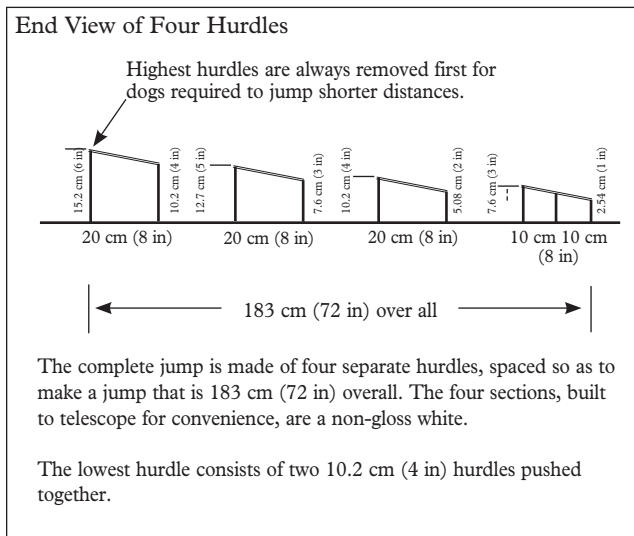
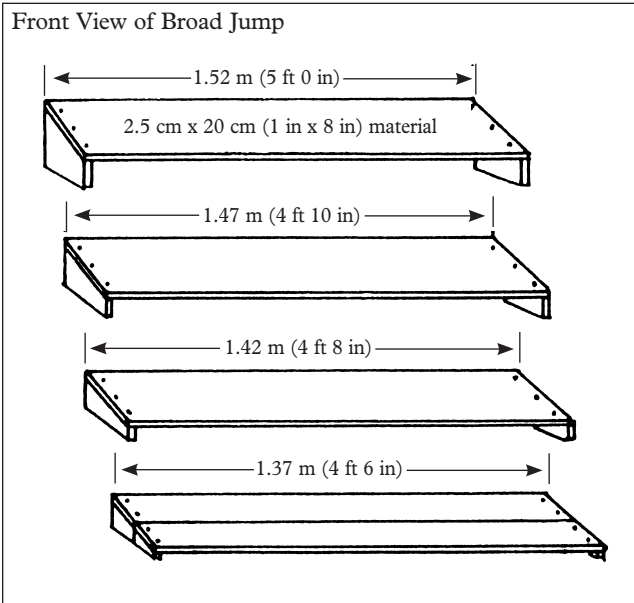




## Details of Bar Jump



## Details of Broad Jump



---

## **APPENDIX F**

### **BREEDS APPROVED FOR 3/4 JUMP HEIGHTS**

---

#### Small Breeds:

Basset Hound  
Bulldog  
Cesky Terrier  
Clumber Spaniel  
Dachshunds (all six varieties)  
Dandie Dinmont Terrier  
French Bulldog  
Pekingese  
Petit Basset Griffon Vendeen  
Scottish Terrier  
Sealyham Terrier  
Skye Terrier  
Welsh Corgi (Cardigan & Pembroke)

#### Giant Breeds:

Bernese Mountain Dog  
Black Russian Terrier  
Bloodhound  
Bullmastiff  
Great Dane  
Great Pyrenees  
Greater Swiss Mountain Dog  
Irish Wolfhound  
Leonberger  
Mastiff  
Neopolitan Mastiff  
Newfoundland  
Saint Bernard

Veteran dogs at least seven (7) years of age on the day of the trial, at the option of the handler.

---

## **APPENDIX G**

### **JUMP HEIGHTS**

---

Breeds jumping 3/4 of their height at the shoulders jump the following heights for High and Bar Jumps, and twice that distance for the Broad Jump. Veteran dogs, at the option of the handler, may jump 3/4 of the height required for their breeds.

Measured height of dog at withers    Height to be jumped

15 cm (6 in)	10 cm (4 in)
17.5 cm (7 in)	12.5 cm (5 in)
20 cm (8 in)	15 cm (6 in)
22.5 cm (9 in)	17.5 cm (7 in)
25 cm (10 in)	17.5 cm (7 in)
27.5 cm (11 in)	20 cm (8 in)
30 cm (12 in)	22.5 cm (9 in)
32.5 cm (13 in)	25 cm (10 in)
35 cm (14 in)	27.5 cm (11 in)
37.5 cm (15 in)	27.5 cm (11 in)
40 cm (16 in)	30 cm (12 in)
42.5 cm (17 in)	32.5 cm (13 in)
45 cm (18 in)	35 cm (14 in)
47.5 cm (19 in)	37 cm (14 in)
50 cm (20 in)	37.5 cm (15 in)
52.5 cm (21 in)	40 cm (16 in)
55 cm (22 in)	42.5 cm (17 in)
57.5 cm (23 in)	42.5 cm (17 in)
60 cm (24 in)	45 cm (18 in)
62.5 cm (25 in)	47.5 cm (19 in)
65 cm (26 in)	50 cm (20 in)
67.5 cm (27 in)	50 cm (20 in)
70 cm (28 in)	52.5 cm (21 in)
72.5 cm (29 in)	55 cm (22 in)
75 cm (30 in)	57.5 cm (23 in)
77.5 cm (31 in)	57.5 cm (23 in)
80 cm (32 in)	60 cm (24 in)
82.5 cm (33 in)	62.5 cm (25 in)
85 cm (34 in)	65 cm (26 in)
87.5 cm (35 in)	65 cm (26 in)
90 cm (36 in)	67.5 cm (27 in)

---

# ***RALLY OBEDIENCE TRIAL RULES & REGULATIONS***



---

## **PURPOSE**

---

CKC rally is a companion sport to CKC obedience. Both events require teamwork between dog and handler, along with similar performance skills. Rally provides an excellent introduction to all CKC companion performance events for dogs and handlers. The chief objective of rally is to provide a fast-moving and motivational activity that demonstrates the competency of handler and dog in performing basic obedience exercises without requiring exact precision for success. Rally can also provide the opportunity to refine training skills for competitors in other events.

The performance of dog and handler in the ring must meet the requirements of the rally regulations. Dogs in rally obedience events should demonstrate willingness, enjoyment and teamwork between the dog and handler. To that end, handlers are encouraged to use praise, encouragement and petting within the boundaries of these rules.

The Obedience Trial Rules & Regulations, where applicable, shall govern the conduct of CKC rally trials and shall apply to all persons and dogs participating in them, except as these Rally Obedience Trial Rules & Regulations may otherwise provide.





---

# **TABLE OF CONTENTS**

---

<b>1</b>	<b>INTERPRETATIONS</b>	
1.1	Definitions .....	101
1.2	Rally Obedience Trials Defined & Classified .....	102
<b>2</b>	<b>GENERAL RULES &amp; REGULATIONS</b>	
2.1	Eligibility of Clubs to Hold Rally Trials .....	102
2.2	CKC Publications.....	102
2.3	Ring Stewards .....	103
<b>3</b>	<b>JUDGES</b>	
3.1	Application for Approval of Judges .....	104
<b>4</b>	<b>PREMIUM LIST, CATALOGUE &amp; JUDGING SCHEDULE</b>	
4.1	Premium List .....	105
4.2	Catalogue .....	105
4.3	Judging Schedule.....	105
<b>5</b>	<b>RIBBONS &amp; PRIZES</b>	
5.1	Ribbons & Prizes .....	106
<b>6</b>	<b>ENTRIES &amp; END OF TRIAL</b>	
6.1	Entry Requirements.....	106
6.2	Class Eligibility.....	106
6.3	Change of Entry .....	106
<b>7</b>	<b>UNSPORTSMANLIKE CONDUCT</b> .....	106
<b>8</b>	<b>REGULATIONS FOR PERFORMANCE &amp; JUDGING</b>	
8.1	Judging Standard.....	107
8.2	Excusal, Disqualification & Reinstatement of a Dog.....	107
8.3	Handlers with Disabilities .....	107
8.4	Qualifying Performance .....	107
8.5	Judge's Orders & Signals.....	108
8.6	Catalogue Order.....	108
8.7	Judge's Book.....	108
8.8	Re-Judging .....	108
8.9	Ties.....	108
8.10	Scores .....	108
8.11	Scoring (All Classes).....	109
8.12	Timing.....	110
8.13	Ring Procedure.....	111
8.14	Commands & Signals .....	112
8.15	Praise, Food & Petting .....	112

8.16	Leash, Collar & Jacket .....	112
8.17	Heel Position .....	112
8.18	Rings & Equipment .....	112
<b>9</b>	<b>RALLY NOVICE CLASS (RN)</b>	
9.1	Rally Novice A.....	114
9.2	Rally Novice B .....	114
<b>10</b>	<b>RALLY INTERMEDIATE CLASS (RI)</b>	
10.1	Rally Intermediate .....	114
<b>11</b>	<b>RALLY ADVANCED CLASS (RA)</b>	
11.1	Rally Advanced A .....	115
11.2	Rally Advanced B .....	115
<b>12</b>	<b>RALLY EXCELLENT CLASS (RE)</b>	
12.1	Rally Excellent A .....	115
12.2	Rally Excellent B .....	115
12.3	Sit Stay Exercise .....	116
<b>13</b>	<b>RALLY MASTER CLASS (RM)</b>	
13.1	Rally Master.....	116
13.3	Stand Stay Exercise .....	116
13.4	Send to Jump .....	116
<b>14</b>	<b>RALLY ADVANCED EXCELLENT TITLE (RAE)</b> .....	117
<b>15</b>	<b>RALLY MASTER EXCELLENT TITLE (RMX)</b> .....	117
<b>16</b>	<b>RALLY CHAMPION (RCH)</b> .....	117
<b>17</b>	<b>RALLY GRAND CHAMPION (RGCH)</b> .....	118
<b>18</b>	<b>EXHIBITION ONLY CLASS</b>	
18.1	Exhibition Only.....	119
<b>19</b>	<b>UNOFFICIAL CLASSES</b>	
19.1	Unofficial Classes .....	119
19.2	Rally Brace Classes.....	119
19.3	Rally Team Classes .....	119
<b>20</b>	<b>RALLY SANCTION MATCH</b> .....	120
<b>21</b>	<b>POLICY &amp; PROCEDURES</b> .....	120
<b>APPENDICES</b>		
<b>A</b>	<b>SAMPLE MARKED JUDGE'S BOOK</b> .....	121
<b>B</b>	<b>RALLY SIGNS &amp; EXPLANATIONS</b> .....	122

---

# 1 INTERPRETATIONS

---

## 1.1 Definitions

For the purpose of these rules and regulations, the following interpretations shall apply:

“**Loop**” means a change of direction. When a sign calls for a loop, a turn or a pivot may be performed

(58-03-23) “**pivot**” means a turn in place where the handler’s feet remain closer together during the turn.

“**Principal Parts**” means the parts of a station a team must perform as described. Principal parts are printed in bold and underlined in the Appendix B sign description. Failure to complete any principal part will result in a station being scored as improperly performed.

“**pylon**” means a marker cone

“**RN**” means Rally Novice title

“**RI**” means Rally Intermediate title

“**RA**” means Rally Advanced title

“**RE**” means Rally Excellent title

“**RAE**” means Rally Advanced Excellent title

“**RAE2,**” “**RAE3,**” etc., means a dog has met the RAE requirements that number of times

“**RM**” means Rally Master title

“**RMX**” means Rally Master Excellent title

“**RMX2,**” “**RMX3**” etc., means a dog has met the RMX requirements that number of times

“**RCH**” means Rally Champion

“**RGCH**” means Rally Grand Champion

“**Station**” means the place where a handler and dog perform the exercise indicated by a sign

(17-05-20) “**Turn**” means a change of direction. When a sign calls for a turn, of any kind, a pivot may be performed

Note: See Obedience Trial Rules & Regulations, Chapter 1, for other definitions.

---

## **1.2 Rally Obedience Trials Defined & Classified**

- 1.2.1 An approved rally obedience trial is a formal event given by a CKC-accredited obedience club at which qualifying scores may be awarded towards a title.
- 1.2.2 A rally obedience sanction match is an informal event given by a CKC-accredited obedience club at which dogs compete but do not earn qualifying scores towards titles.
- 1.2.3 When an obedience trial or a rally obedience trial is held in conjunction with a conformation show, the Conformation Show Rules, where applicable, shall govern the conduct of these trials and shall apply to all dogs and persons participating in them, except as these Rules and Regulations may otherwise provide.
- 

## **2 GENERAL RULES & REGULATIONS**

---

### **2.1 Eligibility of Clubs to Hold Rally Trials**

- 2.1.1 The eligibility of clubs to offer CKC obedience rally trials is the same as for obedience trials, except that:
- (a) Clubs in good standing with the CKC that are recognized to hold obedience trials, and wish to offer rally obedience trials, will be required to hold two (2) rally sanction matches.
  - (65-09-23) (b) A club recognized to hold obedience trials that has not held an approved rally trial under CKC regulations within the past three (3) years will be required to meet the requirements of 2.1.1 (a) to offer rally.
  - (65-09-23) (c) A club recognized to hold obedience trials that chooses to offer only rally obedience trials, will be limited to apply for a maximum of six (6) rally obedience trials per year.
- 2.1.2 At its option, a club offering all-breed rally trials may allow mixed breeds and unrecognized breeds to be entered in the trial. This option is not available for single-breed or group trials. If this option is exercised, it must be stated on the cover of the premium list.
- 2.1.3 Clubs offering rally trials must offer all official rally obedience classes: Rally Novice, Rally Intermediate, Rally Advanced, Rally Excellent and Rally Master.

### **2.2 CKC Publications**

- 2.2.1 All clubs holding rally obedience trials are required to have the latest edition of the Obedience Trial & Rally Obedience Trial Rules & Regulations available at the trial.
-

---

## 2.3 Ring Stewards

- 2.3.1 It shall be the sole duty of the ring stewards to assist the judge, only as instructed by the judge. Ring stewards must ensure that no persons except the Trial Chair, Trial Secretary, Judge, other ring stewards and those actually engaged in exhibiting a dog before the judge are permitted within the ring during judging. (59-03-23)
- 2.3.2 Stewards shall not give information or instructions to owners and/or handlers, except as specifically instructed by the judge, and in such manner that it is clear that the instructions are those of the judge.
- 2.3.3 Stewards are expected to be at ringside at least 30 minutes prior to the scheduled start of judging to receive any specific instructions from the judge and to assist in setting up the rally ring as directed by the judge.
- 2.3.4 Stewards should remain outside the ring, unless instructed otherwise by the judge, so as not to interfere with the performance of handler and dog.
- 2.3.5 Stewards must use a steel tape measure or folding ruler to ensure accuracy in setting the jumps. Stewards must set jumps quickly and accurately.
- 2.3.6 In rally, the club will provide a minimum of three (3) stewards.
- 2.3.7 Stewarding functions are broken down into three general categories:
- (a) gate steward;
  - (b) table steward;
  - (c) time steward.
- 2.3.8 The Gate Steward
- (a) The primary responsibility of the gate steward is to ensure that each dog is immediately available when the judge is ready for it. As soon as the judge begins judging a dog in the ring, this steward will call the next dog and ensure the handler is at ringside before the dog in the ring has completed the course.
  - (b) Dogs must be judged in catalogue order to the extent that it is practical to do so. If the dog listed next in the catalogue is not at ringside, the steward should call the next dog in order. It is the handlers' responsibility to be present and ready when their numbers are called.
  - (c) The steward should report any absentees to the judge.
  - (d) Exhibitors may make requests for special consideration, such as asking to be judged out of catalogue order. Any request of this nature must be directed to the judge.
  - (e) In Rally Advanced, Excellent and Master classes, it is the gate steward's responsibility to assist with the leash and ensure that the dog enters and leaves the ring on leash. In Rally Excellent and Master, the gate steward is responsible for assisting with the leash for the Sit Stay or Stand Stay as specifically directed by the judge.

- 
- (f) The gate steward is also responsible for the setting of jumps for dogs in the Rally Advanced, Excellent and Master classes.

#### 2.3.9 The Table Steward

- (a) The table steward will receive specific instructions from the judge as to what will be required.
- (b) The table steward will have the judge's scoresheet ready for each dog, ensuring that the class, armband number and breed of dog are entered correctly on the sheet, as well as the jump height of the dog, if applicable.
- (c) The table steward must check to see that the scores on the scoresheet have been added correctly. If an error is detected, the steward will bring it to the attention of the judge, who will enter any corrected score and time.
- (d) The table steward will transfer the scores and times from the scoresheets to the judge's book and, after doing so, initial the judge's scoresheet.
- (e) The table steward will ensure that scores are posted at ringside as each dog and handler team finishes the course. Times are not posted.

#### 2.3.10 The Time Steward

- (a) The time steward will accurately time each dog in minutes, seconds and hundredths of seconds. Any tied scores are broken by time.
- (b) The time steward is required to have at least one (1) stopwatch, although two (2) are recommended. The use of electronic timers is permitted.
- (c) The timer is positioned in a place specified by the judge. When the judge gives the order "Forward," the timer will start the stopwatch and stop it when the dog and handler cross the finish line. Times are reported immediately to the judge or table steward after each dog completes the course.
- (d) The time steward shall notify the judge whenever the time limit of 4.00 minutes is exceeded.

---

## **3 JUDGES**

---

### **3.1 Application for Approval of Judges**

- 3.1.1 The requirements for judges and their approval shall be the same as those listed in the Obedience Trial Rules & Regulations.

---

## **4 PREMIUM LIST, CATALOGUE & JUDGING SCHEDULE**

---

### **4.1 Premium List**

- 4.1.1 The requirements for the premium list shall be the same as those listed in the Obedience Trial Rules & Regulations.
- 4.1.2 The dimensions of the ring shall also be stated in the premium list. In consideration of their course-design requirements, judges should be informed of the ring dimensions with as much lead time as possible.
- 4.1.3 At its option, a club may choose to offer day-of-trial entries. When a club chooses this option, it must be stated in its premium list.
- 4.1.4 At its option, a club may choose to allow mixed breeds and unrecognized breeds to compete. This option, if exercised, must be stated on the cover of the premium list.

### **4.2 Catalogue**

- 4.2.1 The requirements for the catalogue shall be the same as those listed in the Obedience Trial Rules & Regulations, except for Section 8.18.4 (b) (ii).

### **4.3 Judging Schedule**

- 4.3.1 The requirements for the judging schedule shall be the same as those listed in the Obedience Trial Rules & Regulations except that for the Advanced, Excellent and Master classes, the Trial Secretary shall arrange entries according to the dogs' jump heights.
- 4.3.2 The formula for the preparation of the judging schedule shall be based on the judging of a maximum of 15 dogs per hour. A ten (10) - minute walk-through for each class level must be included in the scheduled judging times. (A and B classes of each level judged by the same judge may be combined for walk-throughs.) If a large class is scheduled, judges will allow an additional ten (10) - minute walk-through every two (2) hours for the next block of dogs to be judged in the class.
- 4.3.3 When there are two (2) or more trials held in one (1) ring on the same day the trials must be run consecutively in event number order with the first trial finishing before the next trial is started.  
*(60-03-23)*

---

## **5 RIBBONS & PRIZES**

---

### **5.1 Ribbons & Prizes**

- 5.1.1 The requirements for ribbons and prizes shall be the same as those listed in the Obedience Trial Rules & Regulations, except that:
- (a) On the face of each ribbon substitute the words “Rally Trial” for “Obedience Trial.”
  - (b) There is no High in Trial in rally.
- 5.1.2 Awards in each class will be based solely on the number of points earned, with the exception of ties. There are no awards for competition between classes.
- 

## **6 ENTRIES & END OF TRIAL**

---

### **6.1 Entry Requirements**

- 6.1.1 The entries and end-of-trial requirements shall be the same as those listed in the Obedience Trial Rules & Regulations.

### **6.2 Class Eligibility**

- 6.2.1 The class eligibility requirements shall be the same as those listed in the Obedience Trial Rules & Regulations, Section 6.8.

### **6.3 Change of Entry** *(18-05-20)*

- 6.3.1 The change of entry requirements shall be the same as those listed in the *(18-05-20)* Obedience Trial Rules & Regulations, Section 6.9.
- 6.3.2 Exhibitors incorrectly entered in an A class are permitted to move the *(18-05-20)* dog to the corresponding B class up to one hour before the start of the trial if the schedule allows.
- 

## **7 UNSPORTSMANLIKE CONDUCT**

---

- 7.1 The requirements for defining and handling unsportsmanlike conduct shall be the same as those listed in the Obedience Trial Rules & Regulations.
-



---

## **8 REGULATIONS FOR PERFORMANCE & JUDGING**

---

### **8.1 Judging Standard**

- 8.1.1 Rally is a sport in which the dog and handler complete a course that has been designed in advance by the rally judge. The dog and handler proceed at their own pace through a series of skill-testing stations (10 to 20, depending on the class level). Each of these stations has a sign indicating which exercise is to be performed.
- 8.1.2 Scoring is not as rigorous as in traditional obedience.
- 8.1.3 The Obedience Trial & Rally Obedience Trial Rules & Regulations give the judge basic guidelines as to how an exercise is to be performed. While, rally is not judged with the same precision as formal obedience, rally judges must make decisions based on a mental picture of the theoretically perfect performance within the framework of the rally regulations.
- 8.1.4 When the Rally Obedience Trial Rules & Regulations do not specify otherwise, judging standards shall be governed by the Obedience Trial Rules & Regulations.

### **8.2 Excusal, Disqualification & Reinstatement of a Dog**

- 8.2.1 The requirements for excusing, disqualifying and reinstating a dog shall be the same as those listed in the Obedience Trial Rules & Regulations.

### **8.3 Handlers with Disabilities**

- 8.3.1 At the judge's discretion, a modification to the exercises/routines may be made to accommodate a handler with disabilities, providing that such modification does not aid the dog's performance and the dog is required to perform all exercises/routines.

### **8.4 Qualifying Performance**

- 8.4.1 To qualify, a dog-and-handler team must receive at least 70 points out of a maximum score of 100 and in the Master class must receive at least 85 points out of a maximum score of 100 and meet all other requirements for qualifying as specified in the rules.
- 8.4.2 Three (3) qualifying scores must be earned under at least two (2) different judges in each class to earn a title.
- 8.4.3 Any faults in traditional obedience that would be evaluated and scored as a one-point deduction or more should be scored the same in rally, unless otherwise mentioned in the Rally Obedience Trial Rules & Regulations.

---

## **8.5 Judge's Orders & Signals**

- 8.5.1 The judge's orders will be, "Are you ready?" followed by "Forward." After the judge's "Forward" order, the team is on its own to complete the entire sequence of numbered exercises correctly.
- 8.5.2 For stations 298 and 398 the judge will order "Exercise finished" after the handler has returned to heel position.

## **8.6 Catalogue Order**

- 8.6.1 Dogs must be judged in catalogue order to the extent that it is practical to do so.

## **8.7 Judge's Book**

- 8.7.1 The table steward will record the final scores in the judge's book.
- 8.7.2 At the end of each class (or A and B classes if combined), before awarding ribbons and prizes, the judge will check that the judge's books are complete, that all scores and times, absences or other necessary information have been entered correctly, and initial any corrections.
- 8.7.3 Following completion of the judging of each class, the yellow copy of the judge's book must be posted in a prominent location within the precincts of the trial.
- 8.7.4 Upon completion of the judging assignment, the judge must ensure that the cover of the judge's book is completed with start and finish times, and signed by the judge.

## **8.8 Re-judging**

- 8.8.1 If in the judge's opinion the dog's performance was prejudiced by peculiar or unusual circumstances, the judge may re-judge the dog on the entire course.

## **8.9 Ties**

- 8.9.1 In the case of tie scores, the dog and handler completing the course in the least amount of time will receive the higher placement. In the event that both the score and time are the same, the dog-and-handler teams will repeat the course and be judged and timed again. The original scores will not be changed.

## **8.10 Scores**

- 8.10.1 Scores will be posted ringside after each dog-and-handler team has completed the final exercise. Times will be recorded but not posted.

---

## 8.11 Scoring (All Classes)

The following deductions shall apply on a scale of 1-10.

*(19-05-20)* Minor deduction (one (1)- two (2) points) for each of the following:

- tight leash
- dog interfering with handler
- poor sit
- slow or resistant response
- touching or ticking a jump or pylon
- (20-05-20)* • dog touches or sniffs a distraction
- out of position

Repeat of a station (automatic three (3)-point deduction)

- in Novice, only one (1) retry per station allowed
- in Intermediate and Advanced, only one retry per course allowed
- in Excellent and Master, no retries allowed
- handler and dog shall perform any permitted retry by re-approaching the station and performing the complete exercise

Minor to substantial deduction (one (1)- ten (10) points) for each of the following:

- pylon knocked over
- lack of control
- lack of teamwork
- lack of briskness
- loud command or intimidating signal
- excessive barking
- hitting the jump
- lack of natural manner
- luring/pleading with the dog
- dog moving feet in the Stand Stay
- handler error<sup>1</sup>
- patting legs, clapping hands or snapping fingers

Substantial deduction (ten (10) points) for each of the following:

- incorrectly performed station<sup>2</sup>
- in Master class, a verbal command given where a signal only is required
- (21-05-20)* • dog picks up a distraction and remains within the general area of the station
- (61-03-23)* • in exercise #312 and exercise #103, a dog that jumps back over the jump to rejoin handler.
- (62-03-23)* • in the stay exercise for Excellent and Master Classes, a handler who returns directly to heel position without walking around and behind the dog.

---

Non-qualifying (NQ) scores shall be given for:

(Non-qualifying errors may not be retried.)

- minimum requirements not met
- dog unmanageable
- uncontrolled barking
- station not attempted by handler<sup>3</sup>
- retry that is not allowed
- consistently tight leash
- dog relieving itself in the ring
- failure of dog to go over jump on first attempt in the proper direction
- bar knocked off the uprights of jump
- using a jump as an aid in going over a jump
- (22-05-20) • dog carries a distraction beyond a station
- (22-05-20) • dog will not surrender a distraction to the handler
- (22-05-20) • dog eats any food used as a distraction
- failure to complete the Sit Stay or Stand Stay exercise
- handler error<sup>1</sup>

<sup>1</sup> Handler errors can be assessed from one (1) to ten (10) points up to non-qualifying. Handler errors can be assessed at any station or during movement between stations on a course. Once a handler has stopped on any halt exercise, any movement of his feet to assist the dog will result in a handler error, unless otherwise specified.

<sup>2</sup> Incorrectly Performed (IP) stations occur when a team attempts a station and fails to perform the principal parts of the station. Where permitted, the handler may choose to retry the station once, for a correct performance, accepting the mandatory three-point deduction for the retry of the station, plus any deductions for errors on the retry, to a maximum total of ten (10) points per station. The station is considered an IP if the handler chooses not to retry, or fails to perform the station correctly on the second attempt. (63-03-23)

<sup>3</sup> A station will be considered not attempted if a handler omits a station.

## 8.12 Timing

8.12.1 All dogs will be timed. Times will be used only in the event of ties for a placement. Timing will begin when the judge gives the order “Forward” and will end when dog and handler cross the finish line.

8.12.2 In the event of a timing malfunction, the timer will notify the judge immediately. The judge will stop the competing team and have them restart at the beginning of the course, at which time scoring and timing will commence again.

8.12.3 A team that exceeds 4.00 minutes on any course must be excused by the judge at that time.

---

8.12.4 In the case of a team finishing a qualifying run without being timed, *(64-03-23)* the team shall immediately be given the option to rerun the course for score and time or keep the original score and a notation of NT noted in the judge's book.

### **8.13 Ring Procedure**

8.13.1 In Rally Novice and Intermediate, all exercises are judged on leash. In Rally Advanced, Excellent and Master, all exercises are judged off leash. In all classes, all dogs must enter and leave the ring on leash.

8.13.2 The dog may either sit or stand in heel position at the start.

8.13.3 Signs will be placed to the right of the handler's path except for those indicating a change in direction, in which case the sign will be directly in front of the handler. For stations where the handler and dog are required to make a sidestep, the sign shall be placed in the initial path of the handler and dog, thus requiring the team to make a sufficient size sidestep to the right or left in order to pass the sign.

8.13.4 Exercises using pylons may require entry with the sign on the left. Exact placement of signs is made by the judge while walking the course along the path that will be taken by the handlers.

8.13.5 The judge will post the courses outside the ring at least ten (10) minutes *(65-03-23)* and no more than 60 minutes prior to start of trial. The judge may alter the course because of unforeseen ring conditions and post any change(s). At that time, copies of the course, if available, may be given to exhibitors.

8.13.6 The judge must use different courses for each trial held at the same venue.

8.13.7 Except for exercises requiring entry with the sign on the left or change of direction, exercises are performed near the designated signs, either directly in front or in front and to the left of said sign.

8.13.8 When a sign calls for a "turn" in its description a "pivot" shall be allowed *(08-05-20)* but if a "pivot" is called for in the sign description a "turn" cannot be performed and must be penalized if performed.

8.13.9 For every approximate two hours of judging in each rally class, there will be a ten (10) - minute walk-through for handlers without their dogs. The walk-through will be repeated for each subsequent two (2)-hour segment of judging if required.

8.13.10 The judge must be available in the ring during the walk-through to *(66-03-23)* answer any questions the handlers might have.

8.13.11 When the same course is used for A and B classes, the judge may choose to combine the classes for the walk-through time. The Rally Intermediate and Advanced classes should be scheduled consecutively when possible, and these classes may be combined for the walk-through, provided that the same course is used except for the jump requirement. (Any alternate sign used to replace the jump exercise sign will be placed beside the jump sign for exhibitors to observe during the walk-through.)

---

## **8.14 Commands & Signals**

- 8.14.1 Unlimited communication from the handler to the dog is to be encouraged and not penalized. Unless otherwise specified in these regulations, handlers may encourage their dogs with verbal praise and petting. *(19-05-20)*
- 8.14.2 Multiple commands and/or signals using one or both arms and hands *(19-05-20)* are allowed. The handler's arms need not be maintained in any particular position at any time.
- 8.14.3 The handler must not physically guide the dog or make physical corrections. Use of loud or harsh commands or intimidating signals at any time during the performance will be penalized.

## **8.15 Praise, Food & Petting**

- 8.15.1 While praise, encouragement and petting are allowed throughout a course, dogs should remain under control. *(19-05-20)*
- 8.15.2 A dog whose handler takes food or other training aids into the ring must be excused from that class.
- 8.15.3 No food, treats or training aids shall be allowed within 3 m (10 ft) of the ring entrance.
- 8.15.4 Dogs must be under control at all times when entering and exiting the ring.

## **8.16 Leash, Collar & Jacket**

- 8.16.1 The requirements for leashes, collars and jackets shall be the same as those listed in the Obedience Trial Rules & Regulations.

## **8.17 Heel Position**

- 8.17.1 The team of dog and handler should move continuously at a brisk but normal pace with the dog under control at the handler's left side. There should be a sense of teamwork between the dog and handler both during the exercises and between the stations; however, perfect heel position is not required. *(19-05-20)*

## **8.18 Rings & Equipment**

- 8.18.1 The ring sizes for rally shall be between 186 and 279 sq m (2,000 and 3,000 sq ft), with a minimum width of 9 m (30 ft). The floor covering or ground surface must be the same as would be suitable for traditional CKC obedience trials. Prior to the scheduled judging time, the judge should inspect the ring, which must meet all requirements of the rally regulations. Size may be determined by the judge pacing the ring.

---

8.18.2 All equipment must be provided by the club hosting the event.

8.18.3 Signs & Holders

(a) The designated wording and symbols must be used. Signs must be a minimum of 22 cm x 28 cm (8-1/2 in x 11 in) and a maximum of 28 cm x 43 cm (11 in x 17 in). Weather conditions should be considered when securing signs and holders.

(b) Colours used for the signs are optional.

(13-07-20) (c) Twenty-eight exercise sign holders are required.

(13-07-20) (d) All sign holders or signs (not including those for Start, Finish, Call, Directional Arrow, Sit Stay and Stand Stay) will be clearly and sequentially numbered on the course, with numbers approximately 7.5 cm (3 in) high. Signs with an asterisk (numbers 5, 6, 7, 8, 9, 10, 17, 18, 19, 103 and 299) may be used more than once on a rally course, except that numbers 5, 6, 9 and 10 may be used only once in a Master course. Two (2) of each of those signs must be available for the judge's use. All other signs may only be used once on any course.

(e) Stationary exercises are any signs indicating a "Halt" or no forward motion.

8.18.4 Other Equipment

(13-07-20) (a) At least 12 pylons, two (2) secure containers and two (2) toys must be provided. Four (4) of the pylons will be numbered one (1) to four (4) for signs #332 and #333. Toys should not be anything that will move, roll easily or make a noise.

(67-03-23) (b) Jump requirements and jumps (high, broad or bar jump) shall be the same as those listed in the Obedience Trial Rules & Regulations, Sections 8.20 through 8.23, except for the following:

(i) Jumps must be available for Rally Advanced, Excellent and Master classes, except that jumps may be either 1.2 m (4 ft) wide or 1.5 m (5 ft).

(ii) The dog's jump height shall be given on the entry form. There are no breed or age exceptions to the required jump heights. Entries shall be arranged according to the jump height of the dogs, from either high to low or low to high.

Jump Heights & Lengths

Height of Dog at Withers	Height to be Jumped
Under 25 cm (10 in)	15 cm (6 in)
25 cm (10 in) and under 38 cm (15 in)	20 cm (8 in)
38 cm (15 in) and under 50 cm (20 in)	30 cm (12 in)
50 cm (20 in) and over	40 cm (16 in)

The distance to be jumped for the broad jump will be set to twice the height required.

---

## **9 RALLY NOVICE (RN)**

---

### **9.1 Rally Novice A**

9.1.1 Dogs competing in this class may not have earned the RN title or any (68-03-23) CKC obedience title other than PCD. No handler who has exhibited a dog through its CKC CDX title or CKC RA title shall be eligible to enter this class. The handler of any dog in this class must be the owner, co-owner or a member of their immediate families. A person may enter more than one (1) dog in this class.

9.1.2 No dog may be entered in both Rally Novice A and Rally Novice B at any one (1) trial.

### **9.2 Rally Novice B**

9.2.1 Any dog may compete in this class until a qualifying score in the Rally Advanced class is earned. The owner or any other person may handle dogs in this class. A person may enter more than one(1) dog in this class.

---

## **10 RALLY INTERMEDIATE (RI)**

---

### **10.1 Rally Intermediate**

10.1.1 The Rally Intermediate class is an elective class for exhibitors and earning the title is not a requirement for a dog to enter Rally Advanced classes.

10.1.2 This class shall be for dogs that have earned the RN title. A dog completing the RI or any other obedience or rally titles may continue to compete in this class indefinitely. The owner or any other person may handle dogs in this class. A person may enter more than one (1) dog in this class.

10.1.3 Dogs may be entered in this class as a regular entry or changed to it from (23-05-20) another official class within the same trial. The request to change must be made on the appropriate CKC form and be submitted to the trial secretary at least 30 minutes before the start of the trial.



---

## **11 RALLY ADVANCED (RA)**

---

### **11.1 Rally Advanced A**

11.1.1 This class shall be for dogs that have earned the RN title but have not earned the RA title or any CKC obedience title other than PCD. No handler who has exhibited a dog through its CKC CDX title or CKC RE title shall be eligible to enter this class. The handler of any dog in this class must be the owner, co-owner or a member of their immediate families. A person may enter more than one (1) dog in this class. (68-03-23)

11.1.2 No dog may be entered in both Rally Advanced A and Rally Advanced B at any one (1) trial.

### **11.2 Rally Advanced B**

11.2.1 This class will be for dogs that have earned the RN title. A dog completing the RA title may continue to compete in this class indefinitely. The owner or any other person may handle dogs in this class. A person may enter more than one (1) dog in this class.

---

## **12 RALLY EXCELLENT (RE)**

---

### **12.1 Rally Excellent A**

12.1.1 This class shall be for dogs that have earned the RA title, but have not earned the RE title or any CKC obedience title other than PCD. No handler who has exhibited a dog through its CKC CDX title, CKC RM title or CKC RAE title shall be eligible to enter this class. The handler of any dog in this class must be the owner, co-owner or a member of their immediate families. A person may enter more than one (1) dog in this class. (68-03-23)

12.1.2 No dog may be entered in both Rally Excellent A and Rally Excellent B at any one (1) trial.

### **12.2 Rally Excellent B**

12.2.1 This class will be for dogs that have earned the RA title. A dog completing the RE title may continue to compete in this class indefinitely. The owner or any other person may handle dogs in this class. A person may enter more than one (1) dog in this class.

---

## **12.3 Sit Stay Exercise**

- 12.3.1 A Sit Stay exercise must be included in the Rally Excellent classes.
- 12.3.2 The judge will designate the area where the leash is to be placed, or person in charge of the leash, prior to the Excellent class walk-through.
- 12.3.3 All exhibitors must be informed during the walk-through of where they need to go to retrieve their leash or from whom.
- 12.3.4 Immediately following the Finish sign, the handler and dog will go to the Sit Stay sign. The handler will command and/or signal the dog to sit and stay. The handler will then walk forward at least 4.5 m (15 ft), retrieve the leash from any of the following: gate steward, judge or designated area and return to heel position by walking around and behind the dog. The judge will order "Exercise finished" at which time the judging of the Sit Stay will be complete. The handler will then attach the leash and exit the ring.
- 12.3.5 The Sit Stay exercise is not considered to be one of the stationary or counted exercises on the course.
- 12.3.6 The Sit Stay sign must not be in the path of the course.

---

## **13 RALLY MASTER (RM)**

---

### **13.1 Rally Master**

- 13.1 This class will be for dogs that have earned the RE title. A dog completing the RM title may continue to compete in this class indefinitely. The owner or any other person may handle dogs in this class. A person may enter more than one (1) dog in this class.

### **13.2 Stand Stay Exercise**

- 13.2.1 A Stand Stay exercise must be included in the Rally Master class.
- 13.2.2 The Stand Stay will be conducted the same as the Sit Stay exercise except the dog will be required to stand.

### **13.3 Send to Jump**

- 13.3.1 The sign for this station (Sign #312) will be placed at least 3 m (10 ft) before the jump. The sign for this station and the one after it will be set so that the handler maintains at least a three (3) -foot path away from the jump while the dog performs the jump and returns to the handler.

---

(70-03-23) Note: After sending the dog to the jump, the handler may pause as needed, but must not pass the jump until the dog has returned to the heel position. The direction which the dog returns to heel position, either left or right, does not matter.

---

## **14 RALLY ADVANCED EXCELLENT (RAE)**

---

- 14.1 Upon completion of the Rally Excellent title, qualifying scores may be accumulated from the Rally Advanced B class and the Rally Excellent B class to earn the Rally Advanced Excellent (RAE) title.
- 14.2 In order to receive the RAE title, a dog must qualify ten (10) times in both the Rally Advanced B class and the Rally Excellent B class at the same trial. The RAE title will appear at the end of the dog's name and a numeric designation will indicate the number of times the dog has met RAE requirements – i.e., RAE2, RAE3, etc.
- 

## **15 RALLY MASTER EXCELLENT (RMX)**

---

- 15.1 Upon completion of the Rally Master title, qualifying scores may be accumulated from the Rally Excellent B class and the Rally Master class to earn the Rally Master Excellent (RMX) title.
- 15.2 In order to receive the RMX title, a dog must qualify ten (10) times in both the Rally Excellent B class and the Rally Master class at the same trial with scores of 90 or higher in Excellent and 85 or higher in Master. Double qualifying scores must be earned under at least five (5) different judges. The RMX title will appear at the end of the dog's name and a numeric designation will indicate the number of times the dog has met RMX requirements – i.e., RMX2, RMX3, etc.
- 

## **16 RALLY CHAMPION (RCH)**

---

- 16.1 The CKC will permit the use of the letters RCH to be used as a prefix of the name of any dog that has met the requirements for that title as hereinafter provided.
- 16.2 A dog may begin earning points toward the RCH title as soon as the Rally Master (RM) title requirements have been completed.
-

---

16.3 The RCH title will be awarded to dogs that have successfully earned a minimum of 100 points total from competing in both the Excellent B and Master classes in the same trial.

- (a) 50 points must come from the Rally Excellent B class, including a minimum of five (5) scores of 95 or higher.
- (b) 50 points must come from the Rally Master class, including a minimum of five (5) scores of 95 or higher.

SCALE OF POINTS (71-03-23)

Excellent		Master	
90 to 91	1 point	85 to 88	1 point
92 to 93	2 points	89 to 91	2 points
94 to 95	3 points	92 to 93	3 points
96 to 97	4 points	94 to 96	4 points
98 to 99	5 points	97 to 98	5 points
100	6 points	99 to 100	6 points

16.4 A qualifying score must be earned in both the Excellent B class and the Master class in the same trial on five (5) different occasions under at least five (5) different judges.

---

## **17 RALLY GRAND CHAMPION (RGCH)**

---

17.1 The CKC will permit the use of the letters RGCH to be used as a prefix of the name of any dog that has met the requirements for that title as hereinafter provided.

17.2 Requirements for this title may only be accumulated after the completion of the Rally Champion title.

17.3 The requirements for the RGCH title are:

- (a) a minimum score of 95 points in both the Excellent B and Master classes at the same trial at ten (10) separate trials;
  - (72-03-23) (b) pairs must be earned under a minimum of eight (8) different judges with a maximum of two (2) qualifying pairs per judge. A pair may be counted under two (2) different judges provided it is earned in the same trial;
  - (c) a High in Class with a score of 95 or higher out of the Excellent B class;
  - (d) a High in Class with a score of 95 or higher out of the Master class;
  - (e) the High in Class scores do not need to be earned as part of a pair.
-

---

## **18 EXHIBITION ONLY CLASS**

---

### **18.1 Exhibition Only**

- 18.1.1 The Exhibition Only class requirements shall be the same as those listed in the Obedience Trial Rules & Regulations.
- 

## **19 UNOFFICIAL CLASSES**

---

### **19.1 Unofficial Classes**

- 19.1.1 Clubs offering unofficial classes must offer all official rally classes.
- 19.1.2 All dogs entered in unofficial classes must also be entered in an official rally class or Exhibition Only.
- 19.1.3 All rally rules and regulations will apply for each class.
- 19.1.4 All unofficial classes may be judged by a CKC-approved rally obedience judge, an applicant or apprentice judge, or by a person who has attained at least an RE.
- 19.1.5 Ribbons, prizes and/or trophies will only be awarded to those teams with a qualifying score.

### **19.2 Rally Brace Classes**

- 19.2.1 Brace class requirements shall be the same as those listed for the obedience Brace class, except that they are open to any two (2) dogs that have earned a title of RN or higher.
- 19.2.2 Clubs may offer any of these classes: Rally Novice, Rally Intermediate, Rally Advanced, Rally Excellent and/or Rally Master.
- 19.2.3 Advanced, Excellent and Master courses will not include jumps.
- 19.2.4 Suggested judging time is 12 pairs per hour.

### **19.3 Rally Team Classes**

- 19.3.1 Eligibility for Team classes shall be the same as that listed for the obedience Team class, except that the class is open to any four dogs that have earned a title of RN or higher.
- 19.3.2 Clubs may offer any of these classes: Rally Novice, Rally Intermediate, Rally Advanced, Rally Excellent and/or Rally Master.
-

- 
- 19.3.3 Each team member will run the course individually, with the team time running continuously. The judge will give the first member of the team the “Forward” command from the Start sign. Each subsequent dog and handler will start when the previous dog and handler pass the Finish sign, without any additional command of “Forward” by the judge. Timing for each team will begin when the judge commands “Forward” to the first handler in the team and will stop when the fourth handler and dog pass the finish line.
  - 19.3.4 If jumps are required, the height will be based on the height of the smallest dog on each competing team.
  - 19.3.5 There will be no Sit Stay (Sign #298) or Stand Stay (Sign #398) included if the class is offered at the Excellent or Master level.
  - 19.3.6 Scores will be based on a possible score of 400 points for each team, with ties being broken by time. Each dog and handler will be scored as in official classes. A qualifying score is 280 points or more except in the Master class, where 320 or more points is required.
  - 19.3.7 Suggested judging rate is four (4) teams per hour.
- 

## **20 RALLY SANCTION MATCH**

---

- 20.1 The requirements for rally obedience sanction matches shall be the same as those listed in the Obedience Trial Rules & Regulations for obedience sanction matches.
  - 20.2 At rally matches, the judge’s books must be made up of rally trial judges’ sheets or a facsimile thereof.
  - 20.3 The procedure used at rally sanction matches will follow that of the Rally Obedience Trial Rules & Regulations.
- 

## **21 POLICY & PROCEDURES**

---

- 21.1 The requirements for the following shall be the same as those listed in the Obedience Trial Rules & Regulations: Protests, Complaints, Discipline, Procedure for Conducting a Trial Committee Hearing, Participation, Liability and Amendments. Please refer to the Obedience Trial Rules & Regulations chapters with these headings for information on any of these topics.
-

# APPENDIX A

## RALLY OBEDIENCE TRIAL SAMPLE JUDGE'S BOOK

CANADIAN KENNEL CLUB



CLUB CANIN CANADIEN

### JUDGE'S BOOK FOR RALLY OBEDIENCE

Maximum Total Score = 100 points

NOVICE A & B INTERMEDIATE **ADVANCED A & B** EXCELLENT A & B MASTER

ARM BAND NO.	BREED	TIME	POINTS DEDUCTED	FINAL SCORE
41	Chihuahua (SC)	2:10:36	4	96
42	Pomeranian	1:58:02	6	94
44	Havanese	2:05:10	2	98
45	Beagle	1:52:38	10	90
46	Poodle (Min)	1:37:15	12	88
47	Springer Spaniel	1:42:00	NQ	NQ
50	Labrador Retriever	1:48:25	20	80
51	Boxer	1:55:35	7	93
52	Great Dane	2:02:47	14	86
53	Irish Wolfhound	AB	AB	AB
18	Shetland Sheepdog	1:55:55	3	97
19	Bulldog	EXC	LAME	

Qualifying Scores Earned By Dogs No.

41, 42, 44, 45, 46, 50, 51, 52, 18

152-27-71 11/07

*John Doe*  
Judge's Signature

---

# **APPENDIX B**

## **RALLY OBEDIENCE SIGNS & EXPLANATIONS**

---

### General Regulations

- In all classes, dogs will enter and leave the ring on leash.
- Heeling is from station to station in a continuous performance and will be judged.
- Any time a command is used, it may be a command and/or signal.
- In all classes, the handler may command and/or signal the dog to sit at each halt or front and to move with the handler when moving forward or backward or pivoting from a heel or front position.
- (24-05-20) • The Novice class is performed on leash, using Exercises 1-42. It consists of 10-15 exercises (not including Start and Finish), and uses a minimum of three (3) and a maximum of five (5) stationary exercises.
- (24-05-20) • The Intermediate class is performed on leash, using exercises 1-124 except for Exercise 103 (Send over Jump). It consists of 12-17 exercises (not including Start and Finish) and uses a minimum of three (3) and a maximum of seven (7) stationary exercises. Courses shall have a minimum of three (3) Advanced level exercises.
- (24-05-20) • The Advanced class is performed off leash, using exercises 1-124. It consists of 12-17 exercises (not including Start and Finish), uses a minimum of three (3) and a maximum of seven (7) stationary exercises and requires one (1) jump. Courses shall have a minimum of three (3) Advanced level exercises, plus one (1) jump only.
- (73-03-23) • The Excellent class is performed off leash using exercises 1-299. It consists of 15-20 exercises (not including Start, Finish, Call and the Sit Stay), a minimum of three (3) and a maximum of seven (7) stationary exercises and requires two (2) jumps (not consecutive). Courses shall have a minimum of three (3) Advanced level exercises, and a minimum of three (3) Excellent level exercises, plus two (2) jumps only (not consecutive) and the Sit Stay exercise.
- (74-03-23) • The Master class is performed off leash using exercises 1-398. It consists of 16-20 exercises (not including Start, Finish, Call, Directional Arrow and the Stand Stay), a minimum of six (6) and a maximum of nine (9) stationary exercises and requires two (2) jumps (not consecutive). If stations 312, 324, 325 or 334 are used they will count as not only a master level station but as one (1) of the two (2) jumps to be used.

Courses shall have a minimum of three (3) Excellent level exercises, a minimum of five (5) Master level exercises, plus two (2) jumps only (not consecutive) and the Stand Stay exercise. Signs 5, 6, 9 and 10 may only be used once on the course.



- 
- Exercises marked with an asterisk (\*) may be used more than once on a rally course with the exception of exercises marked with a double asterisk (\*\*), which may be used only once on a Master course.
  - (14-07-20) • A maximum of 12 pylons may be used per course. A pylon may be used for more than one (1) sign, except for signs which also include a distraction, or the numbered pylons used only for #332 and #333.
  - The performance is timed.
  - All stations must be attempted by the handler.
  - Scoring - Each team begins with 100 points. A qualifying performance is a score of 70 points or better. A minimum deduction will be one (1) point. In the Master class, a qualifying performance is a score of 85 points or better.
  - One (1) retry per station is allowed in Novice; one (1) retry per course in Intermediate and Advanced; no retries are allowed in Excellent and Master.

The following exercises may be used in Novice, Intermediate, Advanced, Excellent and Master classes. (The principal parts are bold faced and underlined): (30-05-20)

**1. START**

Indicates the beginning of the course. The dog may either sit or stand in heel position at the start.



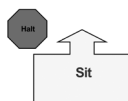
**2. FINISH**

Indicates the end of the course. Timing stops.



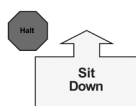
**3. HALT - Sit** (30-05-20)

While heeling, **the handler halts and the dog comes to a sit in heel** position. **The team then moves forward** toward the next exercise sign (station), **with the dog in heel** position. (Stationary exercise)



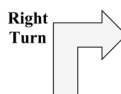
**4. HALT - Sit - Down** (30-05-20) (10-11-20)

While heeling, **the handler halts and the dog comes to a sit in heel** position. **The handler then commands the dog to down, followed by the command to heel forward from the down** position. (Stationary exercise)



**5. \* Right Turn \*\*** (30-05-20)

Performed as a **90° turn to the right**, as in traditional obedience.



**6. \* Left Turn \*\*** (30-05-20)

Performed as a **90° turn to the left**, as in traditional obedience.




**7. \* About-Turn Right** (30-05-20)

While heeling, the team makes a **180° about-turn to the handler's right**.



**8. \* About "U" Turn** (30-05-20)

While heeling, the team makes a **180° turn to the handler's left**.



**9. \* 270° Right Turn \*\*** (30-05-20)

While heeling, the team makes a **270° turn to the handler's right**. 270° turns are performed as a tight circle, but not around the exercise sign.



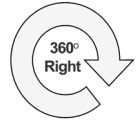
**10. \* 270° Left Turn \*\*** (30-05-20)

While heeling, the team makes a **270° turn to the handler's left**. 270° turns are performed as a tight circle, but not around the exercise sign.



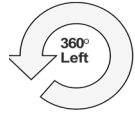
11. **360° Right Turn** (30-05-20)

While heeling, the team makes a **360° turn to the handler's right**. 360° turns are performed as a tight circle, but not around the exercise sign.



12. **360° Left Turn** (30-05-20)

While heeling, the team makes a **360° turn to the handler's left**. 360° turns are performed as a tight circle, but not around the exercise sign.



13. **Call Front - Finish Right - Forward** (30-05-20) (10-11-20)

While heeling, **the handler stops forward motion and calls the dog to the front position (the dog sits in front and faces the handler)**. The handler may take several steps backward as the dog turns and moves to **sit in the front position**. The second part of the exercise **directs the handler to move forward while commanding the dog to change from the front position to the handler's right, around behind the handler and to heel position, as the handler continues forward. The dog does not sit before moving forward in heel position with the handler.** (Stationary exercise)



14. **Call Front - Finish Left - Forward** (30-05-20) (10-11-20)

While heeling, **the handler stops forward motion and calls the dog to the front position (the dog sits in front and faces the handler)**. The handler may take several steps backward as the dog turns and moves to **sit in the front position**. The second part of the exercise **directs the handler to move forward while commanding the dog to change from the front position to the handler's left by moving to heel position as the handler continues forward. The dog does not sit before moving forward in heel position with the handler.** (Stationary exercise)



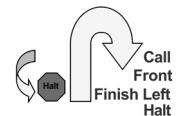
15. **Call Front - Finish Right - HALT** (30-05-20) (02-11-20)

While heeling, **the handler stops forward motion and calls the dog to the front position (the dog sits in front and faces the handler)**. The handler may take several steps backward as the dog turns and moves to **sit in the front position**. The second part is the **finish to the right, where the dog must return to heel position by moving around the right side of the handler. The dog must sit in heel position before moving forward with the handler.** (Stationary exercise) (10-11-20)



16. **Call Front - Finish Left - HALT** (30-05-20) (02-11-20)

While heeling, **the handler stops forward motion and calls the dog to the front position (the dog sits in front and faces the handler)**. The handler may take several steps backward as the dog turns and moves to **sit in the front position**. The second part is the **finish to the left, where the dog must move to the handler's left and sit in heel position before moving forward with the handler.** (Stationary exercise) (10-11-20)



17. \* **Slow Pace** (30-05-20)

**Dog and handler must slow down noticeably.** This must be followed by a normal pace, unless it is the last station in the course.



18. \* **Fast Pace** (30-05-20)

**Dog and handler must speed up noticeably.** This must be followed by a normal pace.



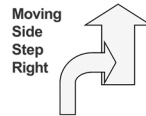
19. \* **Normal Pace** (30-05-20)

**The Dog and handler must move forward at a normal pace.**



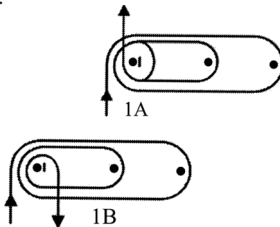
20. **Moving Side Step Right** (30-05-20) (03-11-20)

While heeling, **the handler takes one step directly or diagonally to the right, leading with the right foot**, and continues moving forward along the newly established line. **The dog moves with the handler.** The exercise shall be performed just before the exercise sign. (This exercise shall be considered a change of direction and the sign shall be placed directly in line with the handler's path, requiring the handler and dog to sidestep to the right to pass the sign.)



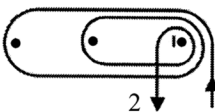
21. **Spiral Right - Dog Outside** (30-05-20)

This exercise requires three pylons placed in a straight line with spaces between them of approximately 1.8-2.5 m (6-8 ft). Spiral Right indicates **the handler must turn to the right when moving around each pylon.** This places the dog on the outside of the turns (see 1A and 1B). The exercise sign is placed near or on the first pylon where the spiral is started.



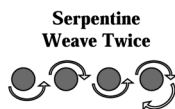
22. **Spiral Left - Dog Inside** (30-05-20)

This exercise requires three pylons placed in a straight line with spaces between them of approximately 1.8-2.5 m (6-8 ft). Spiral Left indicates that **the handler must turn to the left when moving around each pylon.** This places the dog on the inside of the turns (see 2). The exercise sign is placed near or on the first pylon where the spiral is started.



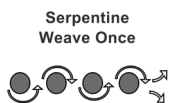
### 23. Serpentine - Weave Twice (30-05-20)

This exercise requires four pylons placed in a straight line with spaces between them of approximately 1.8 - 2.5 m (6-8 ft). The exercise sign is placed near or on the first pylon where the exercise is started. **Entry into the weaving pattern is with the first pylon at the dog/handler's left side. The dog and handler circle the end pylon and return, weaving once in each direction.**



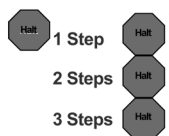
### 24. Serpentine - Weave Once (30-05-20)

This exercise requires four pylons placed in a straight line with spaces between them of approximately 1.8 - 2.5 m (6-8 ft). The exercise sign is placed near or on the first pylon where the exercise is started. **Entry into the weaving pattern is with the first pylon at the dog/handler's left side.** NOTE: In this exercise, the team does not return as they do in the Serpentine - Weave Twice but weaves in one direction only.



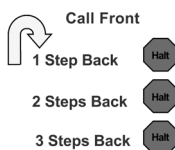
### 25. HALT - 1, 2, 3 Steps Forward (30-05-20) (10-11-20)

**The team halts with the dog sitting in heel position to begin the exercise. The handler takes one step forward, with the dog maintaining heel position, and halts. The dog sits when the handler halts. This is followed by two steps forward and a halt, and three steps forward and a halt, with the dog heeling each time the handler moves forward, and sitting each time the handler halts.**  
(Stationary exercise)



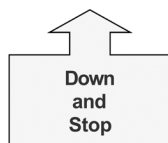
### 26. Call Front - 1, 2, 3 Steps Back (30-05-20) (10-11-20)

While heeling, **the handler stops forward motion and calls the dog to the front position (the dog sits in front and faces the handler).** The handler may take several steps backward as the dog turns and moves to **sit in the front position. With the dog in the front position, the handler takes one step backward and halts. The dog moves with the handler and sits in the front position as the handler halts. This is followed by the handler taking two steps backward and a halt, and three steps backward and a halt. Each time, the dog moves with the handler to the front position and sits as the handler halts. The handler then commands the dog to resume heel position as the team moves forward toward the next station.** (Stationary exercise)



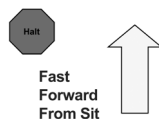
### 27. Down and Stop (30-05-20) (03-11-20) (10-11-20)

While moving **with the dog in heel position, the handler commands the dog to down, as the handler comes to a stop next to the dog. Once the dog is completely down the handler moves forward commanding the dog to heel from the down position.** (Stationary exercise)



**28. HALT - Fast Forward From Sit** (30-05-20)

With the dog sitting in heel position, the handler commands the dog to heel and immediately moves forward at a fast pace. This must be followed by a normal pace. (Stationary exercise)



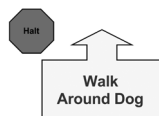
**29. Left About-Turn** (30-05-20) (03-11-20) (10-11-20)

While moving with the dog in heel position, the handler makes an about-turn to the left, while at the same time, the dog must move around the handler to the right and to heel position. The dog does not sit before moving forward in heel position with the handler.



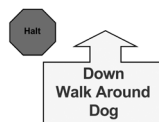
**30. HALT - Walk Around Dog** (30-05-20)

With the dog sitting in heel position, the handler commands the dog to stay, then proceeds to walk around the dog to the left, returning to heel position. The handler must pause in heel position before moving forward to the next station. (Stationary exercise)



**31. HALT - Down - Walk Around Dog** (30-05-20)

With the dog sitting in heel position, the handler commands the dog to down and to stay, then walks around the dog to the left, returning to heel position. The handler must pause in heel position before moving forward to the next station. The dog heels forward from the down position. (Stationary exercise)



**32. Figure 8 - No Distractions** (30-05-20)

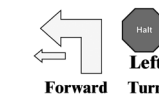
Two pylons are spaced approximately 1.8 - 2.5 m (6-8 ft) apart. The team enters the sequence with the pylons on either left or right and performs a complete Figure 8 around the pylons, crossing the centre point three times.



Figure 8  
No Distractions

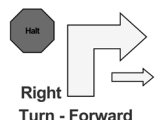
**33. HALT - Left Turn - Forward** (30-05-20)

With the dog sitting in heel position, the handler commands the dog to heel, as the handler turns to the left and continues to move forward in the new direction without hesitation. The dog must turn with the handler. (Stationary exercise)



**34. HALT - Right Turn - Forward** (30-05-20)

With the dog sitting in heel position, the handler commands the dog to heel, as the handler turns to the right and continues to move forward in the new direction without hesitation. The dog must turn with the handler. (Stationary exercise)



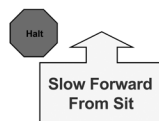
### 35. Call Front - Walk Around Dog (25-05-20) (10-11-20)

While heeling, **the handler stops forward motion and calls the dog to the front** position. The handler may take several steps backward as the dog turns and moves to **sit in the front** position. **The dog sits in front** and faces the handler. **The handler then walks around behind the dog, returns to the heel position and pauses. The dog must remain sitting as the handler walks around it.** (This exercise is a 180° change of direction) (*Stationary exercise*)



### 36. HALT - Slow Forward From Sit (30-05-20) (10-11-20)

**With the dog sitting in heel** position, **the handler then commands the dog to heel and moves forward at a slow pace. The dog must maintain heel position as the handler slowly moves forward.** This must be followed by a normal pace, unless it is the last station on the course. (*Stationary exercise*)



### 37. Loop Right (26-05-20)

While heeling, **the dog and handler loop right crossing over the original path.**



### 38. Loop Left (26-05-20)

While heeling, **the dog and handler loop left crossing over the original path.**



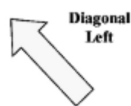
### 39. Diagonal Right (26-05-20)

While heeling, **the dog and handler make an open angle turn to the right. The dog must move with the handler.** (This exercise shall be considered a change of direction and the sign shall be placed directly in line with the handlers path.)



### 40. Diagonal Left (26-05-20)

While heeling, **the dog and handler make an open angle turn to the left. The dog must move with the handler.** (This exercise shall be considered a change of direction and the sign shall be placed directly in line with the handlers path.)



### 41. Offset Serpentine Right (26-05-20)

This sign requires three pylons. The centre pylon will be offset to the right by 0.9 - 1.2 m (3-4 ft) with the other two spaced approximately 1.8 - 2.5 m (6-8 ft) apart. **The dog and handler will enter into the weave with the first pylon on their right side. They must complete the entire serpentine together.**



### 42. Offset Serpentine Left (26-05-20)

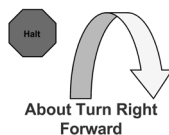
This sign requires three pylons. The centre pylon will be offset to the left by 0.9 - 1.2 m (3-4 ft) with the other two spaced approximately 1.8 - 2.5 m (6-8 ft) apart. **The dog and handler will enter into the weave with the first pylon on the left side. They must complete the entire serpentine together.**



The following exercises may be used in Intermediate, Advanced Excellent and Master classes only. (The principal parts are bold faced and underlined): (30-05-20)

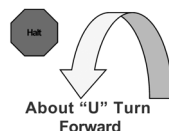
**101. HALT - About-Turn Right - Forward** (30-05-20)

With the dog sitting in heel position, the handler commands the dog to heel and the team turns 180° to the right and immediately moves forward. (Stationary exercise) (75-03-23)



**102. HALT - About "U" Turn - Forward** (30-05-20)

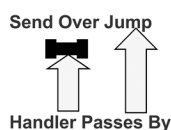
With the dog sitting in heel position, the handler commands the dog to heel and the team turns 180° to the left and immediately moves forward. (Stationary exercise) (75-03-23)



**103. \* Send Over Jump - Handler Passes By** (30-05-20)

While moving with the dog in heel position, the handler directs the dog to take the jump, (high, broad or bar jump) as the handler passes by the jump without stopping. When the dog has completed the jump in the proper direction, it is called to heel position and the team continues to the next exercise. The direction which the dog goes to heel, either left or right, does not matter.

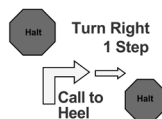
(03-11-20) (10-11-20) (76-03-23) (77-03-23)



**104. HALT - Turn Right 1 Step Call to Heel - HALT**

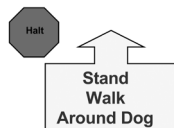
(30-05-20) (10-11-20)

With the dog sitting in heel position, the handler commands the dog to wait or stay. The handler then turns to the right, while taking one step in that direction, and halts. The dog is called to sit in heel position in the new location before moving forward to the next station. (Stationary exercise)



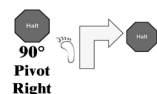
**105. HALT - Stand - Walk Around Dog** (30-05-20)

With the dog sitting in heel position, the handler commands the dog to stand and stay, and walks around the dog to the left, returning to heel position. The handler must pause in heel position before moving forward to the next station. In the Advanced class, the handler may touch the dog, move forward to stand the dog and may pose the dog as in the show ring. In the Excellent and Master classes, the handler may not touch the dog or move forward to stand it. (Stationary exercise) (04-11-20)



**106. HALT - 90° Pivot Right - HALT** (49-03-17) (30-05-20)

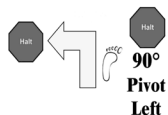
With the dog sitting in heel position, the handler commands the dog to heel and the team pivots 90° to the right and halts. The dog sits. The team then proceeds to the next station. (Stationary exercise)





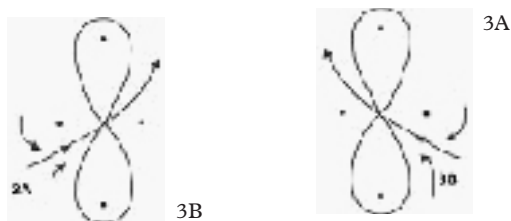
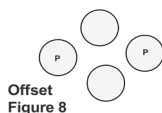
**107. HALT - 90° Pivot Left - HALT** (49-03-17) (30-05-20)

**With the dog sitting in heel position, the handler commands the dog to heel and the team pivots 90° to the left and halts. The dog sits.** The team then proceeds to the next station. (Stationary exercise)



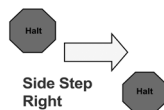
**108. Offset Figure 8** (30-05-20) (78-03-23)

This exercise requires two pylons placed about 2.5 - 3 m (8-10 ft) apart, around which **the team performs a complete Figure 8, crossing the centre point three times.** Two distractions will be arranged to the sides of the Figure 8 about 1.5 - 1.8 m (5-6 ft) apart. Entry may be between the pylons and the distraction on either side (see 3A and 3B). The distractions will consist of two loosely covered, but secure, containers with a small amount of dog treats; however, dog toys that do not roll or make a noise when compressed may replace one or both containers, or may be placed next to the containers. The exercise sign may be placed on or near the pylon where entry is made into the Offset Figure 8. Pylons may not be shared with other exercises.



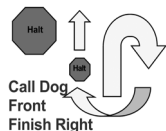
**109. HALT - Side Step Right - HALT** (30-05-20)

**With the dog sitting in heel position, the team moves one step directly to the right and halts. The dog moves with the handler and sits in heel position when the handler halts.** The exercise shall be performed just before the exercise sign. (This exercise shall be considered a change of direction and the sign shall be placed directly in line with the handler's path, requiring the handler and dog to sidestep to the right to pass the sign.) (Stationary exercise)



**110. HALT - Call Dog Front - Finish Right** (30-05-20)

**With the dog sitting in heel position, the handler calls the dog to front and the dog sits in the front position facing the handler. On command, the dog then moves from the front position around the right of the handler and sits in heel position. The handler may NOT step forward or backward to aid the dog during exercise.** (Stationary exercise) (05-11-20) (10-11-20)



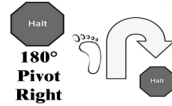
**111. HALT - Call Dog Front - Finish Left** (30-05-20)

**With the dog sitting in heel position, the handler calls the dog to front and the dog sits in the front position facing the handler. On command, the dog then moves from the front position to the handler's left and sits in heel position. The handler may NOT step forward or backward to aid the dog during exercise.** (Stationary exercise) (05-11-20) (10-11-20)



**112. HALT - 180° Pivot Right - HALT** (30-05-20)

With the dog sitting in heel position, the handler commands the dog to heel and the team pivots 180° to the right. The dog moves with the handler and sits in heel position. (Stationary exercise) (10-11-20)



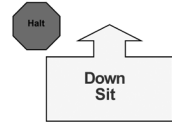
**113. HALT - 180° Pivot Left - HALT** (49-03-17) (30-05-20)

With the dog sitting in heel position, the handler commands the dog to heel and the team pivots 180° to the left. The dog moves with the handler and sits in heel position. (Stationary exercise)



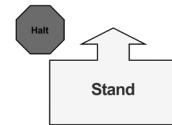
**114. HALT - Down - Sit** (30-05-20)

With the dog sitting in heel position, the handler commands the dog to down, then to sit. (Stationary exercise)



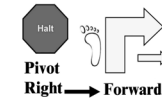
**115. HALT - Stand** (30-05-20) (04-11-20)

With the dog sitting in heel position, the handler commands the dog to stand. The handler pauses and then commands the dog to heel forward from the stand position. In the Advanced class, the handler may touch the dog, move forward to stand the dog and may pose the dog as in the show ring, then resume heel position while the dog stands in place. In the Excellent and Master classes, the handler may not touch the dog, or move forward to stand it. (Stationary exercise)



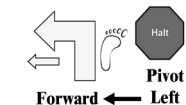
**116. HALT - Pivot Right - Forward** (30-05-20)

With the dog sitting in heel position, the handler commands the dog to heel, then pivots to the right and dog and handler move forward. (Stationary exercise)



**117. HALT - Pivot Left - Forward** (30-05-20)

With the dog sitting in heel position, the handler commands the dog to heel, then pivots to the left and dog and handler move forward. (Stationary exercise)



**118. HALT - Leave Dog - 2 Steps -**

**Call to Heel - Forward** (30-05-20) (10-11-20)

With the dog sitting in heel position, the handler commands the dog to remain sitting while the handler takes two steps forward and pauses. The handler moves forward and commands the dog to resume heel position. The dog must move briskly. (Stationary exercise)



**119. 270° Pivot Right** (30-05-20)

While heeling, the team makes a 270° pivot to the handler's right. The 270° Pivot Right is performed with the handler turning in place but not around the exercise sign.



**120. 270° Pivot Left** (30-05-20)

While heeling, the team makes a 270° pivot to the handler's left. The 270° Pivot Left is performed with the handler turning in place but not around the exercise sign.



**121. 360° Pivot Right** (30-05-20)

While heeling, **the team makes a 360° pivot to the handler's right.** The 360° Pivot Right is performed with the handler turning in place but not around the exercise sign.



**122. 360° Pivot Left** (30-05-20)

While heeling, **the team makes a 360° pivot to the handler's left.** The 360° Pivot Left is performed with the handler turning in place but not around the exercise sign.



**123. Right turn – Dog circles right – Forward** (27-05-20)

While heeling, **the handler turns right and the dog circles around the handler to the right returning to heel position and heeling forward.** The handler may pause as needed. (06-11-20) (10-11-20)



**124. Left turn – Dog circles right – Forward** (27-05-20)

While heeling, **the handler turns left and the dog circles around the handler to the right returning to heel position and heeling forward.** The handler may pause as needed. (10-11-20) (06-11-20)

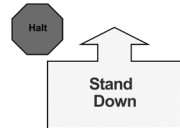


**The following exercises may be used in Excellent and Master classes only. (The principal parts are bold faced and underlined):**

(30-05-20)

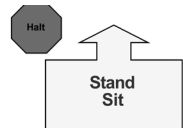
**201. HALT - Stand - Down** (30-05-20) (10-11-20)

**With the dog sitting in heel** position, **without touching the dog or moving forward, the handler commands the dog to stand, then commands the dog to down. The handler then commands the dog to heel forward from the down** position. (Stationary exercise)



**202. HALT - Stand - Sit** (30-05-20) (10-11-20)

**With the dog sitting in heel** position, **without touching the dog or moving forward, the handler commands the dog to stand, then commands the dog to sit. The handler then commands the dog to heel forward from the sit** position. (Stationary exercise)



**203. Moving Stand - Walk Around Dog** (30-05-20) (10-11-20)

While heeling and **with no hesitation, the handler stands the dog, leaves and walks around the dog to the left, returning to heel position. The handler must pause in heel position before moving forward to the next station. The dog must move forward from the standing** position.



**204. Moving Down - Walk Around Dog** (30-05-20) (10-11-20)

While heeling and **with no hesitation, the handler downs the dog, leaves and walks around the dog to the left, returning to heel position. The handler must pause in heel position before moving forward to the next station. The dog must move forward from the down position.**



**205. Back Up 3 Steps - Dog Stays in Position**

(30-05-20) (10-11-20)

While heeling, **without first halting, the handler reverses direction, walking backward at least three steps, without first halting, then continues heeling forward. The dog moves backward with the handler and maintains heel position throughout the exercise without sitting.**



**206. Moving Down - Call to Heel - Halt**

(30-05-20) (10-11-20) (79-03-23)

While moving **forward, without pause or hesitation the handler commands the dog to down and stay as the handler continues forward about 1.8 m (6 ft) to the Call marker. The handler turns and faces the dog, pauses and then commands the dog to heel. The dog must return to heel position and sit, the handler must pause before moving forward.** This exercise is a 180° change of direction. (Stationary exercise)



**207. Moving Stand - Call to Heel - Halt**

(30-05-20) (10-11-20) (79-03-23)

While moving **forward, without pause or hesitation, the handler commands the dog to stand and stay as the handler continues forward about 1.8 m (6 ft) to the Call marker. The handler turns and faces the dog, pauses and then commands the dog to heel. The dog must return to heel position and sit, the handler must pause before moving forward.** This exercise is a 180° change of direction. (Stationary exercise)



**208. Stand - Leave Dog - Sit Dog -**

**Call Front - Finish** (30-05-20) (10-11-20)

While heeling, **the handler stops and commands the dog to stand and to stay without first sitting. Then the handler walks forward approximately 1.8 m (6 ft) to the Call marker. The handler turns to face the dog and commands the dog to sit. When the dog sits, the handler commands the dog to come to the front position. The dog comes and sits in front facing the handler. On command, the dog moves to heel position. The dog must sit in heel position before moving forward with the handler.** (This exercise is a 180° change of direction.) (Stationary exercise)



## 209. Stand - Leave Dog - Down Dog -


### Call Front - Finish (30-05-20) (10-11-20)

While heeling, the handler stops and commands the dog to stand and to stay without first sitting. Then the handler walks forward approximately 1.8 m (6 ft) to the Call marker. The handler turns to face the dog and commands the dog to down. When the dog downs, the handler commands the dog to come to the front position. The dog comes and sits in front facing the handler. On command, the dog moves to heel position. The dog must sit in heel position before moving forward with the handler. (This exercise is a 180° change of direction.) (Stationary exercise)



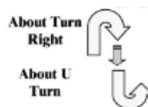
## 211. Double Left About-Turn (30-05-20) (10-11-20)

While moving with the dog in heel position, the handler makes an about-turn to the left while at the same time, the dog must move around the handler to the right and into heel position. The handler must take two or three steps forward before performing the exercise a second time. The handler will end up turning 360° to the left as the dog turns 360° to the right around the handler. The dog does not sit at any time during this exercise.



## 212. About Turn Right-About U Turn (28-05-20) (12-11-20)

While heeling, the dog and handler turn 180° to the right, take two or three steps forward and then turn 180° to the left.



## 213. About U Turn-About Turn Right (28-05-20) (12-11-20)

While heeling, the dog and handler turn 180° to the left, take two or three steps forward and then turn 180° to the right.



## 214. Dog Spins Right-Forward (80-03-23)

While heeling, the handler stops and the dog, without sitting, spins in a circle to the right alongside the handler. When the dog returns to heel position, the dog and handler heel forward.



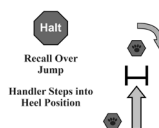
## 215. Dog Spins Left-Forward (81-03-23)

While heeling, the handler stops and the dog, without sitting, spins in a circle to the left alongside the handler. When the dog returns to heel position, the dog and handler heel forward.



## 216. HALT-Recall over Jump - Handler Steps to Heel Position (62-09-23) (31-12-23)

This sign will be placed at least 2.5 m (8 ft) before the jump. While heeling, the handler halts and the dog sits in front of the jump. The handler will leave the dog, walk to the other side, stand in front of the jump and turn to face the dog. The dog must remain sitting until called over the jump. The dog must clear the jump on the first attempt, in the proper direction without stopping, come and sit in front. The handler then steps into heel position and pauses before proceeding to the next station. (Stationary exercise).



### 217. HALT-Recall over Jump – Handler Returns to

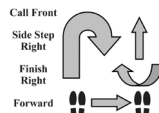
#### Heel Position (83-03-23) (63-09-23)

This sign will be placed at least 2.5 m (8 ft) before the jump. While heeling, the handler halts and the dog sits in front of the jump. **The handler will leave the dog, walk to the other side, stand in front of the jump and turn to face the dog. The dog must remain sitting until called over the jump. The dog must clear the jump on the first attempt, in the proper direction without stopping, come and sit in front. The handler then walks around behind the dog, returns to heel position and pauses** before proceeding to the next station. **The dog must remain sitting while the handler walks around it.** (Stationary exercise).



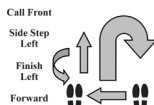
### 218. Call Front – Side Step Right – Finish Right – Forward

While heeling, **the handler stops forward motion and calls the dog to sit in front** position facing the handler. **The handler moves one side step directly to the right with the dog remaining in front** position. Once the team has completed the side step, the dog sits again in the front position. **On command, the dog then moves from the front position around the right of the handler. As the dog reaches heel position, the handler moves forward before the dog sits.** (Stationary exercise) (64-09-23)



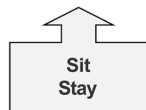
### 219. Call Front – Side Step Left – Finish Left – Forward

While heeling, **the handler stops forward motion and calls the dog to sit in front** position facing the handler. **The handler moves one side step directly to the left with the dog remaining in front** position. Once the team has completed the side step, the dog sits again in the front position. **On command, the dog then moves from the front position around the left of the handler. As the dog reaches heel position, the handler moves forward before the dog sits.** (Stationary exercise). (64-09-23)



### 298. Sit Stay (30-05-20) (10-11-20) (85-03-23)

This sign will be used as a marker for the Sit Stay exercise. **The dog must remain in the sit position while the handler retrieves the leash, returns to heel position by walking around behind the dog and the judge says "Exercise finished."**



### 299. \* Call

This sign will be used as a marker for associated exercises.



**The following exercises may be used in the Master Class only. (The principal parts are bold faced and underlined):** (00-06-20)

**300. 270° Pivot Right - HALT** (31-05-20)

While heeling, **the team makes a 270° pivot to the handler's right and halts.** The team then proceeds to the next station. (Stationary exercise)



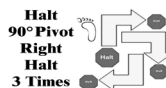
**301. 270° Pivot Left - HALT** (31-05-20)

While heeling, **the team makes a 270° pivot to the handler's left and halts.** The team then proceeds to the next station. (Stationary exercise)



**302. HALT - 90° Pivot Right - HALT (3 Times)** (31-05-20)

**With the dog sitting in heel position, the handler commands the dog to heel and the team pivots 90° to the right and halts. This is repeated two more times.** (Stationary exercise)



**303. HALT - 90° Pivot Left - HALT (3 Times)**

(31-05-20) (07-11-20)

**With the dog sitting in heel position, the handler commands the dog to heel and the team pivots 90° to the left and halts. This is repeated two more times.** (Stationary exercise)



**304. Call Front - 180° Pivot Right -**

**Finish Right - HALT** (31-05-20) (05-11-20)

While heeling, **the handler stops forward motion and calls the dog to sit in the front** position facing the handler. The **team pivots 180° to the right with the dog remaining in front** position **during the pivot.** Once the team has completed the pivot the **dog sits again in the front** position. **On command, the dog then moves from the front position around the right of the handler and sits in heel position. The handler may NOT step forward or backward to aid the dog during exercise.** This exercise is a 180° change of direction. (Stationary exercise)



**305. Call Front - 180° Pivot Left -**

**Finish Left - HALT** (31-05-20) (05-11-20)

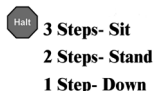
While heeling, **the handler stops forward motion and calls the dog to sit in the front** position facing the handler. The **team pivots 180° to the left with the dog remaining in front** position **during the pivot.** Once the team has completed the pivot, **the dog sits again in the front** position. **On command, the dog then moves from the front position around the left of the handler and sits in heel position. The handler may NOT step forward or backward to aid the dog during exercise.** This exercise is a 180° change of direction. (Stationary exercise)



306. HALT - 3 Steps, Sit - 2 Steps, Stand -

1 Step, Down - Forward (31-05-20)

The team halts with the dog sitting in heel position to begin the exercise. The handler takes three steps forward and commands the dog to sit. The handler then takes two steps forward and commands the dog to stand, then one step forward and commands the dog to down. The dog must maintain heel position throughout the exercise. The handler moves forward after completing the last position to the next station. (Stationary exercise) (10-11-20)



307. HALT - 3 Steps, Down - 2 Steps, Sit -

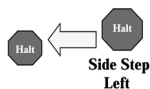
1 Step, Stand - Forward (31-05-20) (10-11-20)

The team halts with the dog sitting in heel position to begin the exercise. The handler takes three steps forward and commands the dog to down. The handler then takes two steps forward and commands the dog to sit, then one step forward and commands the dog to stand. The dog must maintain heel position throughout the exercise. The handler moves forward after completing the last position to the next station. (Stationary exercise)



308. HALT - Side Step Left - HALT (31-05-20)

With the dog sitting in heel position, the handler moves one step directly to the left and halts. The dog moves with the handler and sits in heel position when the handler halts. The exercise shall be performed just before the exercise sign. (This exercise shall be considered a change of direction and the sign shall be placed directly in line with the handler's path, requiring the handler and dog to sidestep to the left to pass the sign.) (Stationary exercise) (10-11-20)



309. Moving Side Step Left (31-05-20)

While heeling, the handler takes one step directly or diagonally to the left, leading with the left foot, and continues moving forward along the newly established line. The dog moves with the handler. The exercise shall be performed just before the exercise sign. (This exercise shall be considered a change of direction and the sign shall be placed directly in line with the handler's path, requiring the handler and dog to sidestep to the left to pass the sign.)



310. HALT - Back Up 2 Steps - HALT (31-05-20)

The handler halts with the dog sitting in heel position. Handler backs up two steps with dog maintaining heel position and halts with dog sitting in heel position. The team then moves forward. (Stationary exercise) (10-11-20)





### 311. Back Up 5 Steps - Dog Stays in Position

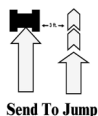
(31-05-20) (10-11-20)

While heeling, **the handler reverses direction, walking backward at least five steps, without first halting,** then continues heeling forward. **The dog moves backward with the handler and maintains heel position throughout the exercise without sitting.**



### 312. Send To Jump (\*\*) (31-05-20) (15-07-20) (10-11-20)

**At the sign for this station, the handler will command and/or signal the dog to leave heel position to execute the jump. The dog must leave the handler immediately and execute the jump. The handler must maintain a straight path of at least a .9 m (3 ft) distance away from the jump and may not pass the jump until the dog has returned to heel position. The dog must jump the jump in the proper direction and return to heel position without pause, hesitation or stopping.** The team then continues to the next station. The direction which the dog returns to heel position, either left or right, does not matter. (12-11-20) (86-03-23)



### 313. Spiral Right With 1 Distraction -

#### **Dog Outside** (31-05-20)

This exercise requires two pylons (one placed at each end) and one distraction placed in the middle, all placed in a straight line with spaces between them of approximately 1.8-2.5 m (6-8 ft). Spiral Right indicates the **handler must turn to the right when moving around each pylon and distraction.** This places the dog on the outside of the turns. The exercise sign is placed near or on the first pylon where the spiral is started. The distraction will consist of one loosely covered, but secure, container with tempting dog treats; however, a dog toy may replace the container or may be placed next to the container. Pylons and distraction may not be shared with other exercises.



### 314. Spiral Left With 1 Distraction -

#### **Dog Inside** (31-05-20)

This exercise requires two pylons (one placed at each end) and one distraction in the middle all placed in a straight line with spaces between them of approximately 1.8-2.5 m (6-8 ft). Spiral Left indicates that **the handler must turn to the left when moving around each pylon and distraction.** This places the dog on the inside of the turns. The exercise sign is placed near or on the first pylon where the spiral is started. The distraction will consist of one loosely covered, but secure, container with tempting dog treats; however, a dog toy may replace the container or may be placed next to the container. Pylons and distraction may not be shared with other exercises.



### 315. Serpentine - Weave Twice With

#### Distractions (31-05-20)

This exercise requires two pylons (one placed at each end) and two distractions placed in the middle in a straight line with spaces between them of approximately 1.8 - 2.5 m (6-8 ft). The exercise sign is placed near or on the first pylon where the exercise starts. **Entry into the weaving pattern is with the first pylon at the dog/handler's left side. The dog and handler circle the end pylon and return, weaving once in each direction.** Pylons and distractions may not be shared with other exercises.



### 316. Serpentine - Weave Once With


#### Distractions (31-05-20)

This exercise requires two pylons (one placed at each end) and two distractions placed in the middle in a straight line with spaces between them of approximately 1.8 - 2.5 m (6-8 ft). The exercise sign is placed near or on the first pylon where the exercise starts. **Entry into the weaving pattern is with the first pylon at the dog/handler's left side. The dog and handler must complete the entire exercise by passing the last pylon.** Pylons and distractions may not be shared with other exercises.



### 317. Double Left About - Turn - HALT (31-05-20)

While moving **with the dog in heel position, the handler makes an about-turn to the left while at the same time, the dog must move around the handler to the right and into heel position. The handler must take two or three steps forward before performing the exercise a second time.** The handler will end up turning 360° to the left as the dog turns 360° to the right around the handler. **The handler halts and dog sits in heel position at the end of this exercise.** (Stationary exercise) (10-11-20)



### 318. Moving Sit - Walk Around Dog (31-05-20)

While heeling **and with no hesitation, the handler sits the dog, leaves and walks around the dog to the left, returning to heel position. The handler pauses in heel position before moving forward to the next station. The dog must move forward from the sit position.** (03-11-20) (10-11-20)



### 319. Moving Down - Walk to Call Marker - Turn Facing Dog - Call to Heel - Forward

(31-05-20) (03-11-20)

While moving **forward and without pause or hesitation, the handler commands the dog to down, as the handler continues forward about 1.8 m (6 ft) to the Call marker. The handler turns, faces the dog, pauses and then commands the dog to heel. As the dog reaches heel position, the handler moves forward before the dog sits.** The dog can return to heel either to the left or right. This exercise is a 180° change of direction. (Stationary exercise)



### 320. Moving Sit - Walk to Call Marker - Turn Facing Dog

#### Dog - Call to Heel - Forward (31-05-20)

While moving **forward and without pause or hesitation, the handler commands the dog to sit, as the handler continues forward about 1.8 m (6 ft) to the Call marker. The handler turns, faces the dog, pauses and then commands the dog to heel. As the dog reaches heel position, the handler moves forward before the dog sits.** The dog can return to heel either to the left or right. This exercise is a 180° change of direction. (*Stationary exercise*) (03-11-20) (10-11-20)



### 321. Moving Stand - Walk to Call Marker - Turn Facing Dog - Call to Heel - Forward

(31-05-20) (03-11-20) (10-11-20)

While moving **forward and without pause or hesitation, the handler commands the dog to stand, as the handler continues forward about 1.8 m (6 ft) to the Call marker. The handler turns, faces the dog, pauses and then commands the dog to heel. As the dog reaches heel position, the handler moves forward before the dog sits.** The dog can return to heel either to the left or right. This exercise is a 180° change of direction. (*Stationary exercise*)



### 322. Moving Stand - Walk to Call Marker - Turn Facing Dog - Call to Front - Signal to Finish - Forward

(31-05-20) (03-11-20) (10-11-20)

While moving **forward and without pause or hesitation, the handler commands the dog to stand, as the handler continues forward about 1.8 m (6 ft) to the Call marker. The handler turns, faces the dog, pauses and then commands the dog to front. With the dog sitting in front,** the handler then gives a **signal only to finish. As the dog reaches heel position, the handler moves forward before the dog sits.** The dog can return to heel either to the left or right. This exercise is a 180° change of direction. (*Stationary exercise*) (10-11-20)



### 323. Moving Stand - Walk to Call Marker - Turn Facing Dog - Signal to Down then to Sit - Handler Returns to Dog - Forward

(31-05-20) (03-11-20) (10-11-20) (12-11-20)

While moving **forward and without pause or hesitation, the handler commands the dog to stand as the handler continues forward about 1.8 m (6 ft) to the Call marker. The handler turns, faces the dog then gives a signal only to down and then to sit. Once the dog is sitting, the handler returns by walking around the dog and must pause in heel position before moving forward to the next station.** (*Stationary exercise*)



### 324. HALT-Recall Over Jump-Finish-Right Turn-


**Forward (\*\*)** (29-05-20) (31-05-20) (15-07-20) (09-11-20)

This sign will be placed at least 2.5 m (8 ft) before the jump. While heeling, **the handler halts and the dog sits** in front of the jump. **The handler will leave the dog, walk to the other side, stand in front of the jump and turn to face the dog. The dog must remain sitting until called over the jump. The dog must clear the jump on the first attempt, in the proper direction** without stopping, **come and sit in front. Without moving their feet**, the handler may command/signal the dog to finish. **The dog must finish** to the right or left. As the dog clears the handler's path, **the handler will turn right and heel forward before the dog returns to heel** position. (Stationary exercise) Sign 324A must be used with sign 324.



#### 324A. Directional Arrow (right)

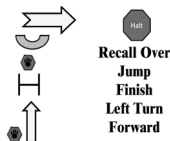
Directional Arrow



### 325. HALT-Recall Over Jump-Finish-Left Turn-

**Forward (\*\*)** (29-05-20) (15-07-20) (09-11-20) (12-11-20)

This sign will be placed at least 2.5 m (8 ft) before the jump. While heeling, **the handler halts and the dog sits** in front of the jump. **The handler will leave the dog, walk to the other side, stand in front of the jump and turn to face the dog. The dog must remain sitting until called over the jump. The dog must clear the jump on the first attempt, in the proper direction** without stopping, **come and sit in front. Without moving their feet**, the handler may command/signal the dog to finish. **The dog must finish** to the right or left. As the dog clears the handler's path, **the handler will turn left and heel forward before the dog returns to heel** position. (Stationary exercise) Sign 325A must be used with sign 325.



#### 325A. Directional Arrow (left)

Directional Arrow



### 328. Side by Side 360° Right Circle (29-05-20)

While heeling, **the dog and handler will stop forward motion and make a 360° side by side right circle.**



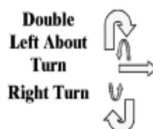
### 329. Side by Side 360° Left Circle (29-05-20)

While heeling, **the dog and handler will stop forward motion and make a 360° side by side left circle.**



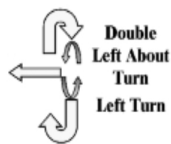
### 330. Double Left about Turn - Right Turn (29-05-20)

While heeling, **the handler will make an about turn to the left**, while at the same time **the dog must move around the handler to the right and into heel** position. **The handler will take two or three steps before the dog and handler complete the left about turn a second time. The dog and handler then turn right and heel forward.** (12-11-20)



### 331. Double Left about Turn – Left Turn (29-05-20)

While heeling, **the handler will make an about turn to the left**, while at the same time **the dog must move around the handler to the right and into heel position**. **The handler will take two or three steps before the dog and handler complete the left about turn a second time**. **The dog and handler then turn left and heel forward**. (12-11-20)



### 332. Cloverleaf right (29-05-20)

This sign requires the pylons be spaced approximately 1.8 m (6 ft) apart. **The dog and handler must complete the cloverleaf by crossing the centre line four times**. The four pylons will be numbered sequentially. **The number “1” pylon will be placed to the handler’s right, indicating the entry** and direction around each numbered cone and exit point for the performance of the sign. This is a change of direction sign and upon exiting the team may go in any direction to the next sign.

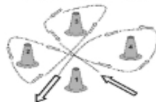
Cloverleaf Right



### 333. Cloverleaf Left (29-05-20)

This sign requires the pylons be spaced approximately 1.8 m (6 ft) apart. **The dog and handler must complete the cloverleaf by crossing the centre line four times**. The four pylons will be numbered sequentially. **The number “1” pylon will be placed to the handler’s left indicating the entry** and direction around each numbered cone and exit point for the performance of the sign. This is a change of direction sign and upon exiting the team may go in any direction to the next sign.

Cloverleaf Left



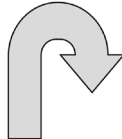
### 334. HALT - Recall over Jump - Finish - About Turn - Forward (\*\*\*) (29-05-20) (15-07-20) (09-11-20)

This sign will be placed at least 2.5 m (8 ft.) before the jump. While heeling, **the handler halts and the dog sits** in front of the jump. **The handler will leave the dog, walk to the other side, stand in front of the jump and turn to face the dog**. **The dog must remain sitting until called over the jump**. **The dog must clear the jump on the first attempt, in the proper direction** without stopping, **come and sit in front**. **Without moving their feet**, the handler may command/signal the dog to finish. **The dog must finish** to the right or left. As the dog clears the handler’s path, **the handler will make an about turn and heel forward before the dog returns to heel** position. (Stationary exercise) Sign 334A must be used with sign 334.



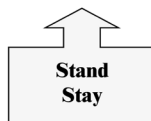
### 334A. Directional Arrow (about turn)

Directional Arrow



### 398. Stand Stay (29-05-20) (10-11-20) (87-03-23)

This sign will be used as a marker for the Stand Stay exercise. **The dog must remain in the stand** position **while the handler retrieves the leash, returns to heel position by walking around behind the dog and the judge says “Exercise finished.”**





**THE CANADIAN KENNEL CLUB**

5397 Eglinton Ave W, Suite 101  
Etobicoke, Ontario  
M9C 5K6

Telephone (416) 675-5511  
E-mail: [information@ckc.ca](mailto:information@ckc.ca)  
Web Site: [www.ckc.ca](http://www.ckc.ca)